

**ILLINOIS DEPARTMENT OF PUBLIC HEALTH  
AHERA THREE YEAR REINSPECTION  
ASBESTOS PROGRAM  
SCHOOL INFORMATION FORM**

## **THREE-YEAR REINSPECTION**

Unit:  
Building ID:

IDPH ID Number:

**REPORT DATE:**

**Prepared for:**  
**Chicago Public Schools**  
**42 W. Madison Street**  
**Chicago, IL 60602**

**Prepared by:**  
**Carnow, Conibear and Associates**

600 West Van Buren St., Ste 500

Chicago, IL, 60607

Phone (312) 762-2900

Fax (312) 782-5145

**DO NOT REMOVE FROM SCHOOL**  
**REQUIRED BY FEDERAL LAW**

Mr. Eric Culbertson  
Asbestos Program  
Illinois Department of Public Health  
525 West Jefferson Street  
Springfield, Illinois 62761

Re: Chicago Public Schools - Three-Year Reinspections

Dear Mr.Culbertson:

Carnow, Conibear and Associates, Managing Environmental Consultant (MEC), conducted the Three-Year Reinspections and performed management plan updates for the Chicago Public Schools (CPS) facilities in Region 3, 4 Elementary Schools. Please update your records with the following information.

School District: 299	Unit:	Region: 03	IDPH ID:
School:			Building ID:
Address:			

Building Contact: Casasanto, Daniel

Current Building Owners: Chicago Public Schools

Reinspection Date:

Review Date:

Inspector: \_\_\_\_\_ Inspector IDPH License: \_\_\_\_\_  
 Management Planner: \_\_\_\_\_ Management Planner IDPH License: \_\_\_\_\_

If you have any questions or comments, please contact us at (312) 762-2900

Sincerely,  
Carnow, Conibear and Associates

Jackson Montgomerie

## **Environmental Notification to Occupants**

To: Faculty, Staff and Parents  
From: Chicago Public Schools  
Date:

RE: , Unit

Dear Faculty, Staff and Parents,

This letter is to notify you that the asbestos three year re-inspection has been completed at , following the Federal Asbestos Hazard Emergency Response Act (AHERA), 40 CFR Part 763, Subpart E and is available for your review at the main office of the school.

Although asbestos-containing building materials have been identified at , there is no reason to believe that any threat to the health of students or staff exists at this time. CPS will continue to carefully monitor the condition of asbestos-containing building materials and if conditions warrant, all appropriate steps will be taken to maintain the health and safety of all building occupants.

If you have any questions regarding this matter or require additional information, please feel free to contact , the designated Local Education Authority's Designated Person at .

## **Table of Contents**

- I. School and Inspection Information
- II. Executive Summary
- III. Methodology
- IV. Abatement History
- V. Reassessments and Recommendations
- VI. Conclusions

Table I: Inspector's Reinspection Findings

Table II: Management Planner's Review

### **APPENDICES:**

- Appendix A: Assessment Sheets, Drawings and Photos
- Appendix B: Inspector and Management Planner Licenses
- Appendix C: Laboratory Accreditations
- Appendix D: Laboratory Results
- Appendix E: Chain of Custody Forms

## SCHOOL AND INSPECTION INFORMATION

### 1. School Information

School: \_\_\_\_\_ Unit: \_\_\_\_\_ Region: 03  
Address: \_\_\_\_\_  
IDPH ID: \_\_\_\_\_ Building ID: \_\_\_\_\_  
Contact: Casasanto, Daniel Phone: 7737096175

### 2. Description of Facility

Original Construction: 1968 Additional Construction: 1967,1968,2002  
Total Square Footage: 24294 No of Floors: 2  
Current Occupancy: \_\_\_\_\_

### 3. LEA Designated Person


Contact: \_\_\_\_\_ Phone: \_\_\_\_\_  
Address: 42 West Madison Street  
Chicago, IL 60602

### 4. Managing Environmental Consultant

MEC: Carnow, Conibear and Associates  
Contact: Doug McCormick  
Address 600 West Van Buren St., Ste 500  
Chicago, IL, 60607  
Phone: (312) 762-2900 Fax: (312) 782-5145

### 5. Inspector


Inspector Name: \_\_\_\_\_

Signature:   
Date: \_\_\_\_\_

Inspector IDPH license #  
Reinspection Date: \_\_\_\_\_

### 6. Management Planner

Management Planner Name: \_\_\_\_\_

Signature:   
Date: \_\_\_\_\_

Management Planner IDPH license #

### 7. Review Date:

### 8. LEA Designated Person's Acknowledgement

The reinspection report and recommendations have been received by me and appropriate action will be taken by the School District.

Signature: 

Date: \_\_\_\_\_

Name: \_\_\_\_\_

Unit :

Building:

## II. EXECUTIVE SUMMARY

was retained by the Chicago Public Schools (CPS) to perform a three-year asbestos reinspection of the . This inspection was conducted in accordance with the United States Environmental Protection Agency (USEPA) Asbestos Hazard Emergency Response Act (AHERA) part 763.85 (b), and the ongoing Operations and Maintenance Program (O&M) originally designed in the School's Asbestos Management Plan. The purpose of this three-year reinspection is to record any condition changes in the asbestos-containing building material (ACBM) in the school since the previous three-year reinspection and the six-month periodic surveillance, to identify, assess, and include any Homogeneous Areas (HA) not identified in the Management Plan, and to recommend an appropriate response action to manage asbestos.

The inspector conducted a three-year reinspection of this facility under Illinois Department of Public Health (IDPH) school reinspection requirements and AHERA, sections 763.85 and 763.88. The main building and each addition to the main building, if constructed at different dates, were inspected separately. Laboratory accreditations are included in Appendix C, laboratory results are included in Appendix D, and chain of custody forms are included in Appendix E.

Note: During previous inspections, some of the HA(s) were identified together as 9" x 9" floor tile (FT), mastics assoc. with 9" x 9" FT, 12" x 12" FT, mastics assoc. with 12" x 12" FT, pipe insulation, etc. Some of these HA(s) have been re-identified by areas that are uniform in color, texture, construction date, application date, and general appearance.

The inspector has determined the following:

A. The following HAs have changed assessment categories for Building :

B. The following new homogenous areas have been identified for Building :



C. This reinspection covered only physically accessible and visible areas and materials that were identified in the LEA's management plan. The following materials were concealed and/or contained in areas that were inaccessible for sampling and have been classified as Assumed:

The following areas were deemed to be inaccessible:

Materials were also listed as "assumed" if they were in good condition and sampling was not conducted to avoid damage.

This reinspection was conducted by , IDPH License # . The Management Plan was updated by , IDPH License # . Inspector and Management Planner Licenses are included in Appendix B.

### **III. METHODOLOGY**

Tasks performed on-site included the following:

1. Review current management plan, identify HA(s) and extract appropriate information.
2. Examine and verify abatement records.
3. Touch and visually and physically reinspect and reassess the condition of all friable known or assumed ACBM.
4. Touch and visually and physically reinspect all non-friable known or assumed ACBM to determine whether these materials have become friable since the last inspection or periodic surveillance.
5. Identify any condition changes that may affect Hazard ranking of known ACBM or Assumed ACBM, as well as any HA(s) that have become friable since the last reinspection.
6. Collect bulk samples from each newly discovered friable HA or previously assumed and submit for laboratory analysis.
7. Tabulate reinspection findings and submit for management planner review and recommendations with appropriate response actions based on the AHERA Damage Category of the ACBM.
8. Submit reinspection findings and management planner recommendations to the LEA within thirty (30) days for inclusion into the management plan.

### **IV. ABATEMENT HISTORY**

The information collected from the existing management plan and inspection report(s) and from interviews with the school official revealed that the following asbestos abatement was conducted at the school since the previous Three year Reinspection.

Abatement Dates:

### **V. REASSESSMENTS AND RECOMMENDATIONS**

The reassessments and recommendations are summarized in Tables I and II on the following pages. Detailed Hazard Assessment Sheets and Drawings and Photos (if applicable) are included in Appendix A.

### **VI. CONCLUSIONS**

The Building Three-Year reinspection has been completed and response actions have been recommended for both friable and non-friable ACBM. A timely execution of the response actions recommended will enable the LEA and the Designated Person(s) to effectively manage the existing ACBM.

This three-year reinspection report should be inserted in the current Management plan at the CPS Central Office, and one (1) copy should be kept at the school for use when planning any renovation and/or demolition activities in areas where ACBM has been identified. Also, periodic surveillance documentation and any summary reports from any response actions that are executed at the school should be used to update the Management Plan.

### **III. METHODOLOGY**

Tasks performed on-site included the following:

1. Review current management plan, identify HA(s) and extract appropriate information.
2. Examine and verify abatement records.
3. Touch and visually and physically reinspect and reassess the condition of all friable known or assumed ACBM.
4. Touch and visually and physically reinspect all non-friable known or assumed ACBM to determine whether these materials have become friable since the last inspection or periodic surveillance.
5. Identify any condition changes that may affect Hazard ranking of known ACBM or Assumed ACBM, as well as any HA(s) that have become friable since the last reinspection.
6. Collect bulk samples from each newly discovered friable HA or previously assumed and submit for laboratory analysis.
7. Tabulate reinspection findings and submit for management planner review and recommendations with appropriate response actions based on the AHERA Damage Category of the ACBM.
8. Submit reinspection findings and management planner recommendations to the LEA within thirty (30) days for inclusion into the management plan.

### **IV. ABATEMENT HISTORY**

The information collected from the existing management plan and inspection report(s) and from interviews with the school official revealed that the following asbestos abatement was conducted at the school since the previous Three year Reinspection.

Abatement Dates:

### **V. REASSESSMENTS AND RECOMMENDATIONS**

The reassessments and recommendations are summarized in Tables I and II on the following pages. Detailed Hazard Assessment Sheets and Drawings and Photos (if applicable) are included in Appendix A.

### **VI. CONCLUSIONS**

The Building Three-Year reinspection has been completed and response actions have been recommended for both friable and non-friable ACBM. A timely execution of the response actions recommended will enable the LEA and the Designated Person(s) to effectively manage the existing ACBM.

This three-year reinspection report should be inserted in the current Management plan at the CPS Central Office, and one (1) copy should be kept at the school for use when planning any renovation and/or demolition activities in areas where ACBM has been identified. Also, periodic surveillance documentation and any summary reports from any response actions that are executed at the school should be used to update the Management Plan.

### **III. METHODOLOGY**

Tasks performed on-site included the following:

1. Review current management plan, identify HA(s) and extract appropriate information.
2. Examine and verify abatement records.
3. Touch and visually and physically reinspect and reassess the condition of all friable known or assumed ACBM.
4. Touch and visually and physically reinspect all non-friable known or assumed ACBM to determine whether these materials have become friable since the last inspection or periodic surveillance.
5. Identify any condition changes that may affect Hazard ranking of known ACBM or Assumed ACBM, as well as any HA(s) that have become friable since the last reinspection.
6. Collect bulk samples from each newly discovered friable HA or previously assumed and submit for laboratory analysis.
7. Tabulate reinspection findings and submit for management planner review and recommendations with appropriate response actions based on the AHERA Damage Category of the ACBM.
8. Submit reinspection findings and management planner recommendations to the LEA within thirty (30) days for inclusion into the management plan.

### **IV. ABATEMENT HISTORY**

The information collected from the existing management plan and inspection report(s) and from interviews with the school official revealed that the following asbestos abatement was conducted at the school since the previous Three year Reinspection.

Abatement Dates:

### **V. REASSESSMENTS AND RECOMMENDATIONS**

The reassessments and recommendations are summarized in Tables I and II on the following pages. Detailed Hazard Assessment Sheets and Drawings and Photos (if applicable) are included in Appendix A.

### **VI. CONCLUSIONS**

The Building Three-Year reinspection has been completed and response actions have been recommended for both friable and non-friable ACBM. A timely execution of the response actions recommended will enable the LEA and the Designated Person(s) to effectively manage the existing ACBM.

This three-year reinspection report should be inserted in the current Management plan at the CPS Central Office, and one (1) copy should be kept at the school for use when planning any renovation and/or demolition activities in areas where ACBM has been identified. Also, periodic surveillance documentation and any summary reports from any response actions that are executed at the school should be used to update the Management Plan.

### **III. METHODOLOGY**

Tasks performed on-site included the following:

1. Review current management plan, identify HA(s) and extract appropriate information.
2. Examine and verify abatement records.
3. Touch and visually and physically reinspect and reassess the condition of all friable known or assumed ACBM.
4. Touch and visually and physically reinspect all non-friable known or assumed ACBM to determine whether these materials have become friable since the last inspection or periodic surveillance.
5. Identify any condition changes that may affect Hazard ranking of known ACBM or Assumed ACBM, as well as any HA(s) that have become friable since the last reinspection.
6. Collect bulk samples from each newly discovered friable HA or previously assumed and submit for laboratory analysis.
7. Tabulate reinspection findings and submit for management planner review and recommendations with appropriate response actions based on the AHERA Damage Category of the ACBM.
8. Submit reinspection findings and management planner recommendations to the LEA within thirty (30) days for inclusion into the management plan.

### **IV. ABATEMENT HISTORY**

The information collected from the existing management plan and inspection report(s) and from interviews with the school official revealed that the following asbestos abatement was conducted at the school since the previous Three year Reinspection.

Abatement Dates:

### **V. REASSESSMENTS AND RECOMMENDATIONS**

The reassessments and recommendations are summarized in Tables I and II on the following pages. Detailed Hazard Assessment Sheets and Drawings and Photos (if applicable) are included in Appendix A.

### **VI. CONCLUSIONS**

The Building Three-Year reinspection has been completed and response actions have been recommended for both friable and non-friable ACBM. A timely execution of the response actions recommended will enable the LEA and the Designated Person(s) to effectively manage the existing ACBM.

This three-year reinspection report should be inserted in the current Management plan at the CPS Central Office, and one (1) copy should be kept at the school for use when planning any renovation and/or demolition activities in areas where ACBM has been identified. Also, periodic surveillance documentation and any summary reports from any response actions that are executed at the school should be used to update the Management Plan.

### **III. METHODOLOGY**

Tasks performed on-site included the following:

1. Review current management plan, identify HA(s) and extract appropriate information.
2. Examine and verify abatement records.
3. Touch and visually and physically reinspect and reassess the condition of all friable known or assumed ACBM.
4. Touch and visually and physically reinspect all non-friable known or assumed ACBM to determine whether these materials have become friable since the last inspection or periodic surveillance.
5. Identify any condition changes that may affect Hazard ranking of known ACBM or Assumed ACBM, as well as any HA(s) that have become friable since the last reinspection.
6. Collect bulk samples from each newly discovered friable HA or previously assumed and submit for laboratory analysis.
7. Tabulate reinspection findings and submit for management planner review and recommendations with appropriate response actions based on the AHERA Damage Category of the ACBM.
8. Submit reinspection findings and management planner recommendations to the LEA within thirty (30) days for inclusion into the management plan.

### **IV. ABATEMENT HISTORY**

The information collected from the existing management plan and inspection report(s) and from interviews with the school official revealed that the following asbestos abatement was conducted at the school since the previous Three year Reinspection.

Abatement Dates:

### **V. REASSESSMENTS AND RECOMMENDATIONS**

The reassessments and recommendations are summarized in Tables I and II on the following pages. Detailed Hazard Assessment Sheets and Drawings and Photos (if applicable) are included in Appendix A.

### **VI. CONCLUSIONS**

The Building Three-Year reinspection has been completed and response actions have been recommended for both friable and non-friable ACBM. A timely execution of the response actions recommended will enable the LEA and the Designated Person(s) to effectively manage the existing ACBM.

This three-year reinspection report should be inserted in the current Management plan at the CPS Central Office, and one (1) copy should be kept at the school for use when planning any renovation and/or demolition activities in areas where ACBM has been identified. Also, periodic surveillance documentation and any summary reports from any response actions that are executed at the school should be used to update the Management Plan.

### **III. METHODOLOGY**

Tasks performed on-site included the following:

1. Review current management plan, identify HA(s) and extract appropriate information.
2. Examine and verify abatement records.
3. Touch and visually and physically reinspect and reassess the condition of all friable known or assumed ACBM.
4. Touch and visually and physically reinspect all non-friable known or assumed ACBM to determine whether these materials have become friable since the last inspection or periodic surveillance.
5. Identify any condition changes that may affect Hazard ranking of known ACBM or Assumed ACBM, as well as any HA(s) that have become friable since the last reinspection.
6. Collect bulk samples from each newly discovered friable HA or previously assumed and submit for laboratory analysis.
7. Tabulate reinspection findings and submit for management planner review and recommendations with appropriate response actions based on the AHERA Damage Category of the ACBM.
8. Submit reinspection findings and management planner recommendations to the LEA within thirty (30) days for inclusion into the management plan.

### **IV. ABATEMENT HISTORY**

The information collected from the existing management plan and inspection report(s) and from interviews with the school official revealed that the following asbestos abatement was conducted at the school since the previous Three year Reinspection.

Abatement Dates:

### **V. REASSESSMENTS AND RECOMMENDATIONS**

The reassessments and recommendations are summarized in Tables I and II on the following pages. Detailed Hazard Assessment Sheets and Drawings and Photos (if applicable) are included in Appendix A.

### **VI. CONCLUSIONS**

The Building Three-Year reinspection has been completed and response actions have been recommended for both friable and non-friable ACBM. A timely execution of the response actions recommended will enable the LEA and the Designated Person(s) to effectively manage the existing ACBM.

This three-year reinspection report should be inserted in the current Management plan at the CPS Central Office, and one (1) copy should be kept at the school for use when planning any renovation and/or demolition activities in areas where ACBM has been identified. Also, periodic surveillance documentation and any summary reports from any response actions that are executed at the school should be used to update the Management Plan.

### **III. METHODOLOGY**

Tasks performed on-site included the following:

1. Review current management plan, identify HA(s) and extract appropriate information.
2. Examine and verify abatement records.
3. Touch and visually and physically reinspect and reassess the condition of all friable known or assumed ACBM.
4. Touch and visually and physically reinspect all non-friable known or assumed ACBM to determine whether these materials have become friable since the last inspection or periodic surveillance.
5. Identify any condition changes that may affect Hazard ranking of known ACBM or Assumed ACBM, as well as any HA(s) that have become friable since the last reinspection.
6. Collect bulk samples from each newly discovered friable HA or previously assumed and submit for laboratory analysis.
7. Tabulate reinspection findings and submit for management planner review and recommendations with appropriate response actions based on the AHERA Damage Category of the ACBM.
8. Submit reinspection findings and management planner recommendations to the LEA within thirty (30) days for inclusion into the management plan.

### **IV. ABATEMENT HISTORY**

The information collected from the existing management plan and inspection report(s) and from interviews with the school official revealed that the following asbestos abatement was conducted at the school since the previous Three year Reinspection.

Abatement Dates:

### **V. REASSESSMENTS AND RECOMMENDATIONS**

The reassessments and recommendations are summarized in Tables I and II on the following pages. Detailed Hazard Assessment Sheets and Drawings and Photos (if applicable) are included in Appendix A.

### **VI. CONCLUSIONS**

The Building Three-Year reinspection has been completed and response actions have been recommended for both friable and non-friable ACBM. A timely execution of the response actions recommended will enable the LEA and the Designated Person(s) to effectively manage the existing ACBM.

This three-year reinspection report should be inserted in the current Management plan at the CPS Central Office, and one (1) copy should be kept at the school for use when planning any renovation and/or demolition activities in areas where ACBM has been identified. Also, periodic surveillance documentation and any summary reports from any response actions that are executed at the school should be used to update the Management Plan.



### **III. METHODOLOGY**

Tasks performed on-site included the following:

1. Review current management plan, identify HA(s) and extract appropriate information.
2. Examine and verify abatement records.
3. Touch and visually and physically reinspect and reassess the condition of all friable known or assumed ACBM.
4. Touch and visually and physically reinspect all non-friable known or assumed ACBM to determine whether these materials have become friable since the last inspection or periodic surveillance.
5. Identify any condition changes that may affect Hazard ranking of known ACBM or Assumed ACBM, as well as any HA(s) that have become friable since the last reinspection.
6. Collect bulk samples from each newly discovered friable HA or previously assumed and submit for laboratory analysis.
7. Tabulate reinspection findings and submit for management planner review and recommendations with appropriate response actions based on the AHERA Damage Category of the ACBM.
8. Submit reinspection findings and management planner recommendations to the LEA within thirty (30) days for inclusion into the management plan.

### **IV. ABATEMENT HISTORY**

The information collected from the existing management plan and inspection report(s) and from interviews with the school official revealed that the following asbestos abatement was conducted at the school since the previous Three year Reinspection.

Abatement Dates:

### **V. REASSESSMENTS AND RECOMMENDATIONS**

The reassessments and recommendations are summarized in Tables I and II on the following pages. Detailed Hazard Assessment Sheets and Drawings and Photos (if applicable) are included in Appendix A.

### **VI. CONCLUSIONS**

The Building Three-Year reinspection has been completed and response actions have been recommended for both friable and non-friable ACBM. A timely execution of the response actions recommended will enable the LEA and the Designated Person(s) to effectively manage the existing ACBM.

This three-year reinspection report should be inserted in the current Management plan at the CPS Central Office, and one (1) copy should be kept at the school for use when planning any renovation and/or demolition activities in areas where ACBM has been identified. Also, periodic surveillance documentation and any summary reports from any response actions that are executed at the school should be used to update the Management Plan.

### **III. METHODOLOGY**

Tasks performed on-site included the following:

1. Review current management plan, identify HA(s) and extract appropriate information.
2. Examine and verify abatement records.
3. Touch and visually and physically reinspect and reassess the condition of all friable known or assumed ACBM.
4. Touch and visually and physically reinspect all non-friable known or assumed ACBM to determine whether these materials have become friable since the last inspection or periodic surveillance.
5. Identify any condition changes that may affect Hazard ranking of known ACBM or Assumed ACBM, as well as any HA(s) that have become friable since the last reinspection.
6. Collect bulk samples from each newly discovered friable HA or previously assumed and submit for laboratory analysis.
7. Tabulate reinspection findings and submit for management planner review and recommendations with appropriate response actions based on the AHERA Damage Category of the ACBM.
8. Submit reinspection findings and management planner recommendations to the LEA within thirty (30) days for inclusion into the management plan.

### **IV. ABATEMENT HISTORY**

The information collected from the existing management plan and inspection report(s) and from interviews with the school official revealed that the following asbestos abatement was conducted at the school since the previous Three year Reinspection.

Abatement Dates:

### **V. REASSESSMENTS AND RECOMMENDATIONS**

The reassessments and recommendations are summarized in Tables I and II on the following pages. Detailed Hazard Assessment Sheets and Drawings and Photos (if applicable) are included in Appendix A.

### **VI. CONCLUSIONS**

The Building Three-Year reinspection has been completed and response actions have been recommended for both friable and non-friable ACBM. A timely execution of the response actions recommended will enable the LEA and the Designated Person(s) to effectively manage the existing ACBM.

This three-year reinspection report should be inserted in the current Management plan at the CPS Central Office, and one (1) copy should be kept at the school for use when planning any renovation and/or demolition activities in areas where ACBM has been identified. Also, periodic surveillance documentation and any summary reports from any response actions that are executed at the school should be used to update the Management Plan.

### **III. METHODOLOGY**

Tasks performed on-site included the following:

1. Review current management plan, identify HA(s) and extract appropriate information.
2. Examine and verify abatement records.
3. Touch and visually and physically reinspect and reassess the condition of all friable known or assumed ACBM.
4. Touch and visually and physically reinspect all non-friable known or assumed ACBM to determine whether these materials have become friable since the last inspection or periodic surveillance.
5. Identify any condition changes that may affect Hazard ranking of known ACBM or Assumed ACBM, as well as any HA(s) that have become friable since the last reinspection.
6. Collect bulk samples from each newly discovered friable HA or previously assumed and submit for laboratory analysis.
7. Tabulate reinspection findings and submit for management planner review and recommendations with appropriate response actions based on the AHERA Damage Category of the ACBM.
8. Submit reinspection findings and management planner recommendations to the LEA within thirty (30) days for inclusion into the management plan.

### **IV. ABATEMENT HISTORY**

The information collected from the existing management plan and inspection report(s) and from interviews with the school official revealed that the following asbestos abatement was conducted at the school since the previous Three year Reinspection.

Abatement Dates:

### **V. REASSESSMENTS AND RECOMMENDATIONS**

The reassessments and recommendations are summarized in Tables I and II on the following pages. Detailed Hazard Assessment Sheets and Drawings and Photos (if applicable) are included in Appendix A.

### **VI. CONCLUSIONS**

The Building Three-Year reinspection has been completed and response actions have been recommended for both friable and non-friable ACBM. A timely execution of the response actions recommended will enable the LEA and the Designated Person(s) to effectively manage the existing ACBM.

This three-year reinspection report should be inserted in the current Management plan at the CPS Central Office, and one (1) copy should be kept at the school for use when planning any renovation and/or demolition activities in areas where ACBM has been identified. Also, periodic surveillance documentation and any summary reports from any response actions that are executed at the school should be used to update the Management Plan.

### **III. METHODOLOGY**

Tasks performed on-site included the following:

1. Review current management plan, identify HA(s) and extract appropriate information.
2. Examine and verify abatement records.
3. Touch and visually and physically reinspect and reassess the condition of all friable known or assumed ACBM.
4. Touch and visually and physically reinspect all non-friable known or assumed ACBM to determine whether these materials have become friable since the last inspection or periodic surveillance.
5. Identify any condition changes that may affect Hazard ranking of known ACBM or Assumed ACBM, as well as any HA(s) that have become friable since the last reinspection.
6. Collect bulk samples from each newly discovered friable HA or previously assumed and submit for laboratory analysis.
7. Tabulate reinspection findings and submit for management planner review and recommendations with appropriate response actions based on the AHERA Damage Category of the ACBM.
8. Submit reinspection findings and management planner recommendations to the LEA within thirty (30) days for inclusion into the management plan.

### **IV. ABATEMENT HISTORY**

The information collected from the existing management plan and inspection report(s) and from interviews with the school official revealed that the following asbestos abatement was conducted at the school since the previous Three year Reinspection.

Abatement Dates:

### **V. REASSESSMENTS AND RECOMMENDATIONS**

The reassessments and recommendations are summarized in Tables I and II on the following pages. Detailed Hazard Assessment Sheets and Drawings and Photos (if applicable) are included in Appendix A.

### **VI. CONCLUSIONS**

The Building Three-Year reinspection has been completed and response actions have been recommended for both friable and non-friable ACBM. A timely execution of the response actions recommended will enable the LEA and the Designated Person(s) to effectively manage the existing ACBM.

This three-year reinspection report should be inserted in the current Management plan at the CPS Central Office, and one (1) copy should be kept at the school for use when planning any renovation and/or demolition activities in areas where ACBM has been identified. Also, periodic surveillance documentation and any summary reports from any response actions that are executed at the school should be used to update the Management Plan.

### **III. METHODOLOGY**

Tasks performed on-site included the following:

1. Review current management plan, identify HA(s) and extract appropriate information.
2. Examine and verify abatement records.
3. Touch and visually and physically reinspect and reassess the condition of all friable known or assumed ACBM.
4. Touch and visually and physically reinspect all non-friable known or assumed ACBM to determine whether these materials have become friable since the last inspection or periodic surveillance.
5. Identify any condition changes that may affect Hazard ranking of known ACBM or Assumed ACBM, as well as any HA(s) that have become friable since the last reinspection.
6. Collect bulk samples from each newly discovered friable HA or previously assumed and submit for laboratory analysis.
7. Tabulate reinspection findings and submit for management planner review and recommendations with appropriate response actions based on the AHERA Damage Category of the ACBM.
8. Submit reinspection findings and management planner recommendations to the LEA within thirty (30) days for inclusion into the management plan.

### **IV. ABATEMENT HISTORY**

The information collected from the existing management plan and inspection report(s) and from interviews with the school official revealed that the following asbestos abatement was conducted at the school since the previous Three year Reinspection.

Abatement Dates:

### **V. REASSESSMENTS AND RECOMMENDATIONS**

The reassessments and recommendations are summarized in Tables I and II on the following pages. Detailed Hazard Assessment Sheets and Drawings and Photos (if applicable) are included in Appendix A.

### **VI. CONCLUSIONS**

The Building Three-Year reinspection has been completed and response actions have been recommended for both friable and non-friable ACBM. A timely execution of the response actions recommended will enable the LEA and the Designated Person(s) to effectively manage the existing ACBM.

This three-year reinspection report should be inserted in the current Management plan at the CPS Central Office, and one (1) copy should be kept at the school for use when planning any renovation and/or demolition activities in areas where ACBM has been identified. Also, periodic surveillance documentation and any summary reports from any response actions that are executed at the school should be used to update the Management Plan.

### **III. METHODOLOGY**

Tasks performed on-site included the following:

1. Review current management plan, identify HA(s) and extract appropriate information.
2. Examine and verify abatement records.
3. Touch and visually and physically reinspect and reassess the condition of all friable known or assumed ACBM.
4. Touch and visually and physically reinspect all non-friable known or assumed ACBM to determine whether these materials have become friable since the last inspection or periodic surveillance.
5. Identify any condition changes that may affect Hazard ranking of known ACBM or Assumed ACBM, as well as any HA(s) that have become friable since the last reinspection.
6. Collect bulk samples from each newly discovered friable HA or previously assumed and submit for laboratory analysis.
7. Tabulate reinspection findings and submit for management planner review and recommendations with appropriate response actions based on the AHERA Damage Category of the ACBM.
8. Submit reinspection findings and management planner recommendations to the LEA within thirty (30) days for inclusion into the management plan.

### **IV. ABATEMENT HISTORY**

The information collected from the existing management plan and inspection report(s) and from interviews with the school official revealed that the following asbestos abatement was conducted at the school since the previous Three year Reinspection.

Abatement Dates:

### **V. REASSESSMENTS AND RECOMMENDATIONS**

The reassessments and recommendations are summarized in Tables I and II on the following pages. Detailed Hazard Assessment Sheets and Drawings and Photos (if applicable) are included in Appendix A.

### **VI. CONCLUSIONS**

The Building Three-Year reinspection has been completed and response actions have been recommended for both friable and non-friable ACBM. A timely execution of the response actions recommended will enable the LEA and the Designated Person(s) to effectively manage the existing ACBM.

This three-year reinspection report should be inserted in the current Management plan at the CPS Central Office, and one (1) copy should be kept at the school for use when planning any renovation and/or demolition activities in areas where ACBM has been identified. Also, periodic surveillance documentation and any summary reports from any response actions that are executed at the school should be used to update the Management Plan.

### **III. METHODOLOGY**

Tasks performed on-site included the following:

1. Review current management plan, identify HA(s) and extract appropriate information.
2. Examine and verify abatement records.
3. Touch and visually and physically reinspect and reassess the condition of all friable known or assumed ACBM.
4. Touch and visually and physically reinspect all non-friable known or assumed ACBM to determine whether these materials have become friable since the last inspection or periodic surveillance.
5. Identify any condition changes that may affect Hazard ranking of known ACBM or Assumed ACBM, as well as any HA(s) that have become friable since the last reinspection.
6. Collect bulk samples from each newly discovered friable HA or previously assumed and submit for laboratory analysis.
7. Tabulate reinspection findings and submit for management planner review and recommendations with appropriate response actions based on the AHERA Damage Category of the ACBM.
8. Submit reinspection findings and management planner recommendations to the LEA within thirty (30) days for inclusion into the management plan.

### **IV. ABATEMENT HISTORY**

The information collected from the existing management plan and inspection report(s) and from interviews with the school official revealed that the following asbestos abatement was conducted at the school since the previous Three year Reinspection.

Abatement Dates:

### **V. REASSESSMENTS AND RECOMMENDATIONS**

The reassessments and recommendations are summarized in Tables I and II on the following pages. Detailed Hazard Assessment Sheets and Drawings and Photos (if applicable) are included in Appendix A.

### **VI. CONCLUSIONS**

The Building Three-Year reinspection has been completed and response actions have been recommended for both friable and non-friable ACBM. A timely execution of the response actions recommended will enable the LEA and the Designated Person(s) to effectively manage the existing ACBM.

This three-year reinspection report should be inserted in the current Management plan at the CPS Central Office, and one (1) copy should be kept at the school for use when planning any renovation and/or demolition activities in areas where ACBM has been identified. Also, periodic surveillance documentation and any summary reports from any response actions that are executed at the school should be used to update the Management Plan.

### **III. METHODOLOGY**

Tasks performed on-site included the following:

1. Review current management plan, identify HA(s) and extract appropriate information.
2. Examine and verify abatement records.
3. Touch and visually and physically reinspect and reassess the condition of all friable known or assumed ACBM.
4. Touch and visually and physically reinspect all non-friable known or assumed ACBM to determine whether these materials have become friable since the last inspection or periodic surveillance.
5. Identify any condition changes that may affect Hazard ranking of known ACBM or Assumed ACBM, as well as any HA(s) that have become friable since the last reinspection.
6. Collect bulk samples from each newly discovered friable HA or previously assumed and submit for laboratory analysis.
7. Tabulate reinspection findings and submit for management planner review and recommendations with appropriate response actions based on the AHERA Damage Category of the ACBM.
8. Submit reinspection findings and management planner recommendations to the LEA within thirty (30) days for inclusion into the management plan.

### **IV. ABATEMENT HISTORY**

The information collected from the existing management plan and inspection report(s) and from interviews with the school official revealed that the following asbestos abatement was conducted at the school since the previous Three year Reinspection.

Abatement Dates:

### **V. REASSESSMENTS AND RECOMMENDATIONS**

The reassessments and recommendations are summarized in Tables I and II on the following pages. Detailed Hazard Assessment Sheets and Drawings and Photos (if applicable) are included in Appendix A.

### **VI. CONCLUSIONS**

The Building Three-Year reinspection has been completed and response actions have been recommended for both friable and non-friable ACBM. A timely execution of the response actions recommended will enable the LEA and the Designated Person(s) to effectively manage the existing ACBM.

This three-year reinspection report should be inserted in the current Management plan at the CPS Central Office, and one (1) copy should be kept at the school for use when planning any renovation and/or demolition activities in areas where ACBM has been identified. Also, periodic surveillance documentation and any summary reports from any response actions that are executed at the school should be used to update the Management Plan.



### **III. METHODOLOGY**

Tasks performed on-site included the following:

1. Review current management plan, identify HA(s) and extract appropriate information.
2. Examine and verify abatement records.
3. Touch and visually and physically reinspect and reassess the condition of all friable known or assumed ACBM.
4. Touch and visually and physically reinspect all non-friable known or assumed ACBM to determine whether these materials have become friable since the last inspection or periodic surveillance.
5. Identify any condition changes that may affect Hazard ranking of known ACBM or Assumed ACBM, as well as any HA(s) that have become friable since the last reinspection.
6. Collect bulk samples from each newly discovered friable HA or previously assumed and submit for laboratory analysis.
7. Tabulate reinspection findings and submit for management planner review and recommendations with appropriate response actions based on the AHERA Damage Category of the ACBM.
8. Submit reinspection findings and management planner recommendations to the LEA within thirty (30) days for inclusion into the management plan.

### **IV. ABATEMENT HISTORY**

The information collected from the existing management plan and inspection report(s) and from interviews with the school official revealed that the following asbestos abatement was conducted at the school since the previous Three year Reinspection.

Abatement Dates:

### **V. REASSESSMENTS AND RECOMMENDATIONS**

The reassessments and recommendations are summarized in Tables I and II on the following pages. Detailed Hazard Assessment Sheets and Drawings and Photos (if applicable) are included in Appendix A.

### **VI. CONCLUSIONS**

The Building Three-Year reinspection has been completed and response actions have been recommended for both friable and non-friable ACBM. A timely execution of the response actions recommended will enable the LEA and the Designated Person(s) to effectively manage the existing ACBM.

This three-year reinspection report should be inserted in the current Management plan at the CPS Central Office, and one (1) copy should be kept at the school for use when planning any renovation and/or demolition activities in areas where ACBM has been identified. Also, periodic surveillance documentation and any summary reports from any response actions that are executed at the school should be used to update the Management Plan.

### **III. METHODOLOGY**

Tasks performed on-site included the following:

1. Review current management plan, identify HA(s) and extract appropriate information.
2. Examine and verify abatement records.
3. Touch and visually and physically reinspect and reassess the condition of all friable known or assumed ACBM.
4. Touch and visually and physically reinspect all non-friable known or assumed ACBM to determine whether these materials have become friable since the last inspection or periodic surveillance.
5. Identify any condition changes that may affect Hazard ranking of known ACBM or Assumed ACBM, as well as any HA(s) that have become friable since the last reinspection.
6. Collect bulk samples from each newly discovered friable HA or previously assumed and submit for laboratory analysis.
7. Tabulate reinspection findings and submit for management planner review and recommendations with appropriate response actions based on the AHERA Damage Category of the ACBM.
8. Submit reinspection findings and management planner recommendations to the LEA within thirty (30) days for inclusion into the management plan.

### **IV. ABATEMENT HISTORY**

The information collected from the existing management plan and inspection report(s) and from interviews with the school official revealed that the following asbestos abatement was conducted at the school since the previous Three year Reinspection.

Abatement Dates:

### **V. REASSESSMENTS AND RECOMMENDATIONS**

The reassessments and recommendations are summarized in Tables I and II on the following pages. Detailed Hazard Assessment Sheets and Drawings and Photos (if applicable) are included in Appendix A.

### **VI. CONCLUSIONS**

The Building Three-Year reinspection has been completed and response actions have been recommended for both friable and non-friable ACBM. A timely execution of the response actions recommended will enable the LEA and the Designated Person(s) to effectively manage the existing ACBM.

This three-year reinspection report should be inserted in the current Management plan at the CPS Central Office, and one (1) copy should be kept at the school for use when planning any renovation and/or demolition activities in areas where ACBM has been identified. Also, periodic surveillance documentation and any summary reports from any response actions that are executed at the school should be used to update the Management Plan.

### **III. METHODOLOGY**

Tasks performed on-site included the following:

1. Review current management plan, identify HA(s) and extract appropriate information.
2. Examine and verify abatement records.
3. Touch and visually and physically reinspect and reassess the condition of all friable known or assumed ACBM.
4. Touch and visually and physically reinspect all non-friable known or assumed ACBM to determine whether these materials have become friable since the last inspection or periodic surveillance.
5. Identify any condition changes that may affect Hazard ranking of known ACBM or Assumed ACBM, as well as any HA(s) that have become friable since the last reinspection.
6. Collect bulk samples from each newly discovered friable HA or previously assumed and submit for laboratory analysis.
7. Tabulate reinspection findings and submit for management planner review and recommendations with appropriate response actions based on the AHERA Damage Category of the ACBM.
8. Submit reinspection findings and management planner recommendations to the LEA within thirty (30) days for inclusion into the management plan.

### **IV. ABATEMENT HISTORY**

The information collected from the existing management plan and inspection report(s) and from interviews with the school official revealed that the following asbestos abatement was conducted at the school since the previous Three year Reinspection.

Abatement Dates:

### **V. REASSESSMENTS AND RECOMMENDATIONS**

The reassessments and recommendations are summarized in Tables I and II on the following pages. Detailed Hazard Assessment Sheets and Drawings and Photos (if applicable) are included in Appendix A.

### **VI. CONCLUSIONS**

The Building Three-Year reinspection has been completed and response actions have been recommended for both friable and non-friable ACBM. A timely execution of the response actions recommended will enable the LEA and the Designated Person(s) to effectively manage the existing ACBM.

This three-year reinspection report should be inserted in the current Management plan at the CPS Central Office, and one (1) copy should be kept at the school for use when planning any renovation and/or demolition activities in areas where ACBM has been identified. Also, periodic surveillance documentation and any summary reports from any response actions that are executed at the school should be used to update the Management Plan.

### **III. METHODOLOGY**

Tasks performed on-site included the following:

1. Review current management plan, identify HA(s) and extract appropriate information.
2. Examine and verify abatement records.
3. Touch and visually and physically reinspect and reassess the condition of all friable known or assumed ACBM.
4. Touch and visually and physically reinspect all non-friable known or assumed ACBM to determine whether these materials have become friable since the last inspection or periodic surveillance.
5. Identify any condition changes that may affect Hazard ranking of known ACBM or Assumed ACBM, as well as any HA(s) that have become friable since the last reinspection.
6. Collect bulk samples from each newly discovered friable HA or previously assumed and submit for laboratory analysis.
7. Tabulate reinspection findings and submit for management planner review and recommendations with appropriate response actions based on the AHERA Damage Category of the ACBM.
8. Submit reinspection findings and management planner recommendations to the LEA within thirty (30) days for inclusion into the management plan.

### **IV. ABATEMENT HISTORY**

The information collected from the existing management plan and inspection report(s) and from interviews with the school official revealed that the following asbestos abatement was conducted at the school since the previous Three year Reinspection.

Abatement Dates:

### **V. REASSESSMENTS AND RECOMMENDATIONS**

The reassessments and recommendations are summarized in Tables I and II on the following pages. Detailed Hazard Assessment Sheets and Drawings and Photos (if applicable) are included in Appendix A.

### **VI. CONCLUSIONS**

The Building Three-Year reinspection has been completed and response actions have been recommended for both friable and non-friable ACBM. A timely execution of the response actions recommended will enable the LEA and the Designated Person(s) to effectively manage the existing ACBM.

This three-year reinspection report should be inserted in the current Management plan at the CPS Central Office, and one (1) copy should be kept at the school for use when planning any renovation and/or demolition activities in areas where ACBM has been identified. Also, periodic surveillance documentation and any summary reports from any response actions that are executed at the school should be used to update the Management Plan.

### **III. METHODOLOGY**

Tasks performed on-site included the following:

1. Review current management plan, identify HA(s) and extract appropriate information.
2. Examine and verify abatement records.
3. Touch and visually and physically reinspect and reassess the condition of all friable known or assumed ACBM.
4. Touch and visually and physically reinspect all non-friable known or assumed ACBM to determine whether these materials have become friable since the last inspection or periodic surveillance.
5. Identify any condition changes that may affect Hazard ranking of known ACBM or Assumed ACBM, as well as any HA(s) that have become friable since the last reinspection.
6. Collect bulk samples from each newly discovered friable HA or previously assumed and submit for laboratory analysis.
7. Tabulate reinspection findings and submit for management planner review and recommendations with appropriate response actions based on the AHERA Damage Category of the ACBM.
8. Submit reinspection findings and management planner recommendations to the LEA within thirty (30) days for inclusion into the management plan.

### **IV. ABATEMENT HISTORY**

The information collected from the existing management plan and inspection report(s) and from interviews with the school official revealed that the following asbestos abatement was conducted at the school since the previous Three year Reinspection.

Abatement Dates:

### **V. REASSESSMENTS AND RECOMMENDATIONS**

The reassessments and recommendations are summarized in Tables I and II on the following pages. Detailed Hazard Assessment Sheets and Drawings and Photos (if applicable) are included in Appendix A.

### **VI. CONCLUSIONS**

The Building Three-Year reinspection has been completed and response actions have been recommended for both friable and non-friable ACBM. A timely execution of the response actions recommended will enable the LEA and the Designated Person(s) to effectively manage the existing ACBM.

This three-year reinspection report should be inserted in the current Management plan at the CPS Central Office, and one (1) copy should be kept at the school for use when planning any renovation and/or demolition activities in areas where ACBM has been identified. Also, periodic surveillance documentation and any summary reports from any response actions that are executed at the school should be used to update the Management Plan.

### **III. METHODOLOGY**

Tasks performed on-site included the following:

1. Review current management plan, identify HA(s) and extract appropriate information.
2. Examine and verify abatement records.
3. Touch and visually and physically reinspect and reassess the condition of all friable known or assumed ACBM.
4. Touch and visually and physically reinspect all non-friable known or assumed ACBM to determine whether these materials have become friable since the last inspection or periodic surveillance.
5. Identify any condition changes that may affect Hazard ranking of known ACBM or Assumed ACBM, as well as any HA(s) that have become friable since the last reinspection.
6. Collect bulk samples from each newly discovered friable HA or previously assumed and submit for laboratory analysis.
7. Tabulate reinspection findings and submit for management planner review and recommendations with appropriate response actions based on the AHERA Damage Category of the ACBM.
8. Submit reinspection findings and management planner recommendations to the LEA within thirty (30) days for inclusion into the management plan.

### **IV. ABATEMENT HISTORY**

The information collected from the existing management plan and inspection report(s) and from interviews with the school official revealed that the following asbestos abatement was conducted at the school since the previous Three year Reinspection.

Abatement Dates:

### **V. REASSESSMENTS AND RECOMMENDATIONS**

The reassessments and recommendations are summarized in Tables I and II on the following pages. Detailed Hazard Assessment Sheets and Drawings and Photos (if applicable) are included in Appendix A.

### **VI. CONCLUSIONS**

The Building Three-Year reinspection has been completed and response actions have been recommended for both friable and non-friable ACBM. A timely execution of the response actions recommended will enable the LEA and the Designated Person(s) to effectively manage the existing ACBM.

This three-year reinspection report should be inserted in the current Management plan at the CPS Central Office, and one (1) copy should be kept at the school for use when planning any renovation and/or demolition activities in areas where ACBM has been identified. Also, periodic surveillance documentation and any summary reports from any response actions that are executed at the school should be used to update the Management Plan.

### **III. METHODOLOGY**

Tasks performed on-site included the following:

1. Review current management plan, identify HA(s) and extract appropriate information.
2. Examine and verify abatement records.
3. Touch and visually and physically reinspect and reassess the condition of all friable known or assumed ACBM.
4. Touch and visually and physically reinspect all non-friable known or assumed ACBM to determine whether these materials have become friable since the last inspection or periodic surveillance.
5. Identify any condition changes that may affect Hazard ranking of known ACBM or Assumed ACBM, as well as any HA(s) that have become friable since the last reinspection.
6. Collect bulk samples from each newly discovered friable HA or previously assumed and submit for laboratory analysis.
7. Tabulate reinspection findings and submit for management planner review and recommendations with appropriate response actions based on the AHERA Damage Category of the ACBM.
8. Submit reinspection findings and management planner recommendations to the LEA within thirty (30) days for inclusion into the management plan.

### **IV. ABATEMENT HISTORY**

The information collected from the existing management plan and inspection report(s) and from interviews with the school official revealed that the following asbestos abatement was conducted at the school since the previous Three year Reinspection.

Abatement Dates:

### **V. REASSESSMENTS AND RECOMMENDATIONS**

The reassessments and recommendations are summarized in Tables I and II on the following pages. Detailed Hazard Assessment Sheets and Drawings and Photos (if applicable) are included in Appendix A.

### **VI. CONCLUSIONS**

The Building Three-Year reinspection has been completed and response actions have been recommended for both friable and non-friable ACBM. A timely execution of the response actions recommended will enable the LEA and the Designated Person(s) to effectively manage the existing ACBM.

This three-year reinspection report should be inserted in the current Management plan at the CPS Central Office, and one (1) copy should be kept at the school for use when planning any renovation and/or demolition activities in areas where ACBM has been identified. Also, periodic surveillance documentation and any summary reports from any response actions that are executed at the school should be used to update the Management Plan.

### **III. METHODOLOGY**

Tasks performed on-site included the following:

1. Review current management plan, identify HA(s) and extract appropriate information.
2. Examine and verify abatement records.
3. Touch and visually and physically reinspect and reassess the condition of all friable known or assumed ACBM.
4. Touch and visually and physically reinspect all non-friable known or assumed ACBM to determine whether these materials have become friable since the last inspection or periodic surveillance.
5. Identify any condition changes that may affect Hazard ranking of known ACBM or Assumed ACBM, as well as any HA(s) that have become friable since the last reinspection.
6. Collect bulk samples from each newly discovered friable HA or previously assumed and submit for laboratory analysis.
7. Tabulate reinspection findings and submit for management planner review and recommendations with appropriate response actions based on the AHERA Damage Category of the ACBM.
8. Submit reinspection findings and management planner recommendations to the LEA within thirty (30) days for inclusion into the management plan.

### **IV. ABATEMENT HISTORY**

The information collected from the existing management plan and inspection report(s) and from interviews with the school official revealed that the following asbestos abatement was conducted at the school since the previous Three year Reinspection.

Abatement Dates:

### **V. REASSESSMENTS AND RECOMMENDATIONS**

The reassessments and recommendations are summarized in Tables I and II on the following pages. Detailed Hazard Assessment Sheets and Drawings and Photos (if applicable) are included in Appendix A.

### **VI. CONCLUSIONS**

The Building Three-Year reinspection has been completed and response actions have been recommended for both friable and non-friable ACBM. A timely execution of the response actions recommended will enable the LEA and the Designated Person(s) to effectively manage the existing ACBM.

This three-year reinspection report should be inserted in the current Management plan at the CPS Central Office, and one (1) copy should be kept at the school for use when planning any renovation and/or demolition activities in areas where ACBM has been identified. Also, periodic surveillance documentation and any summary reports from any response actions that are executed at the school should be used to update the Management Plan.



### **III. METHODOLOGY**

Tasks performed on-site included the following:

1. Review current management plan, identify HA(s) and extract appropriate information.
2. Examine and verify abatement records.
3. Touch and visually and physically reinspect and reassess the condition of all friable known or assumed ACBM.
4. Touch and visually and physically reinspect all non-friable known or assumed ACBM to determine whether these materials have become friable since the last inspection or periodic surveillance.
5. Identify any condition changes that may affect Hazard ranking of known ACBM or Assumed ACBM, as well as any HA(s) that have become friable since the last reinspection.
6. Collect bulk samples from each newly discovered friable HA or previously assumed and submit for laboratory analysis.
7. Tabulate reinspection findings and submit for management planner review and recommendations with appropriate response actions based on the AHERA Damage Category of the ACBM.
8. Submit reinspection findings and management planner recommendations to the LEA within thirty (30) days for inclusion into the management plan.

### **IV. ABATEMENT HISTORY**

The information collected from the existing management plan and inspection report(s) and from interviews with the school official revealed that the following asbestos abatement was conducted at the school since the previous Three year Reinspection.

Abatement Dates:

### **V. REASSESSMENTS AND RECOMMENDATIONS**

The reassessments and recommendations are summarized in Tables I and II on the following pages. Detailed Hazard Assessment Sheets and Drawings and Photos (if applicable) are included in Appendix A.

### **VI. CONCLUSIONS**

The Building Three-Year reinspection has been completed and response actions have been recommended for both friable and non-friable ACBM. A timely execution of the response actions recommended will enable the LEA and the Designated Person(s) to effectively manage the existing ACBM.

This three-year reinspection report should be inserted in the current Management plan at the CPS Central Office, and one (1) copy should be kept at the school for use when planning any renovation and/or demolition activities in areas where ACBM has been identified. Also, periodic surveillance documentation and any summary reports from any response actions that are executed at the school should be used to update the Management Plan.

### **III. METHODOLOGY**

Tasks performed on-site included the following:

1. Review current management plan, identify HA(s) and extract appropriate information.
2. Examine and verify abatement records.
3. Touch and visually and physically reinspect and reassess the condition of all friable known or assumed ACBM.
4. Touch and visually and physically reinspect all non-friable known or assumed ACBM to determine whether these materials have become friable since the last inspection or periodic surveillance.
5. Identify any condition changes that may affect Hazard ranking of known ACBM or Assumed ACBM, as well as any HA(s) that have become friable since the last reinspection.
6. Collect bulk samples from each newly discovered friable HA or previously assumed and submit for laboratory analysis.
7. Tabulate reinspection findings and submit for management planner review and recommendations with appropriate response actions based on the AHERA Damage Category of the ACBM.
8. Submit reinspection findings and management planner recommendations to the LEA within thirty (30) days for inclusion into the management plan.

### **IV. ABATEMENT HISTORY**

The information collected from the existing management plan and inspection report(s) and from interviews with the school official revealed that the following asbestos abatement was conducted at the school since the previous Three year Reinspection.

Abatement Dates:

### **V. REASSESSMENTS AND RECOMMENDATIONS**

The reassessments and recommendations are summarized in Tables I and II on the following pages. Detailed Hazard Assessment Sheets and Drawings and Photos (if applicable) are included in Appendix A.

### **VI. CONCLUSIONS**

The Building Three-Year reinspection has been completed and response actions have been recommended for both friable and non-friable ACBM. A timely execution of the response actions recommended will enable the LEA and the Designated Person(s) to effectively manage the existing ACBM.

This three-year reinspection report should be inserted in the current Management plan at the CPS Central Office, and one (1) copy should be kept at the school for use when planning any renovation and/or demolition activities in areas where ACBM has been identified. Also, periodic surveillance documentation and any summary reports from any response actions that are executed at the school should be used to update the Management Plan.

### **III. METHODOLOGY**

Tasks performed on-site included the following:

1. Review current management plan, identify HA(s) and extract appropriate information.
2. Examine and verify abatement records.
3. Touch and visually and physically reinspect and reassess the condition of all friable known or assumed ACBM.
4. Touch and visually and physically reinspect all non-friable known or assumed ACBM to determine whether these materials have become friable since the last inspection or periodic surveillance.
5. Identify any condition changes that may affect Hazard ranking of known ACBM or Assumed ACBM, as well as any HA(s) that have become friable since the last reinspection.
6. Collect bulk samples from each newly discovered friable HA or previously assumed and submit for laboratory analysis.
7. Tabulate reinspection findings and submit for management planner review and recommendations with appropriate response actions based on the AHERA Damage Category of the ACBM.
8. Submit reinspection findings and management planner recommendations to the LEA within thirty (30) days for inclusion into the management plan.

### **IV. ABATEMENT HISTORY**

The information collected from the existing management plan and inspection report(s) and from interviews with the school official revealed that the following asbestos abatement was conducted at the school since the previous Three year Reinspection.

Abatement Dates:

### **V. REASSESSMENTS AND RECOMMENDATIONS**

The reassessments and recommendations are summarized in Tables I and II on the following pages. Detailed Hazard Assessment Sheets and Drawings and Photos (if applicable) are included in Appendix A.

### **VI. CONCLUSIONS**

The Building Three-Year reinspection has been completed and response actions have been recommended for both friable and non-friable ACBM. A timely execution of the response actions recommended will enable the LEA and the Designated Person(s) to effectively manage the existing ACBM.

This three-year reinspection report should be inserted in the current Management plan at the CPS Central Office, and one (1) copy should be kept at the school for use when planning any renovation and/or demolition activities in areas where ACBM has been identified. Also, periodic surveillance documentation and any summary reports from any response actions that are executed at the school should be used to update the Management Plan.

### **III. METHODOLOGY**

Tasks performed on-site included the following:

1. Review current management plan, identify HA(s) and extract appropriate information.
2. Examine and verify abatement records.
3. Touch and visually and physically reinspect and reassess the condition of all friable known or assumed ACBM.
4. Touch and visually and physically reinspect all non-friable known or assumed ACBM to determine whether these materials have become friable since the last inspection or periodic surveillance.
5. Identify any condition changes that may affect Hazard ranking of known ACBM or Assumed ACBM, as well as any HA(s) that have become friable since the last reinspection.
6. Collect bulk samples from each newly discovered friable HA or previously assumed and submit for laboratory analysis.
7. Tabulate reinspection findings and submit for management planner review and recommendations with appropriate response actions based on the AHERA Damage Category of the ACBM.
8. Submit reinspection findings and management planner recommendations to the LEA within thirty (30) days for inclusion into the management plan.

### **IV. ABATEMENT HISTORY**

The information collected from the existing management plan and inspection report(s) and from interviews with the school official revealed that the following asbestos abatement was conducted at the school since the previous Three year Reinspection.

Abatement Dates:

### **V. REASSESSMENTS AND RECOMMENDATIONS**

The reassessments and recommendations are summarized in Tables I and II on the following pages. Detailed Hazard Assessment Sheets and Drawings and Photos (if applicable) are included in Appendix A.

### **VI. CONCLUSIONS**

The Building Three-Year reinspection has been completed and response actions have been recommended for both friable and non-friable ACBM. A timely execution of the response actions recommended will enable the LEA and the Designated Person(s) to effectively manage the existing ACBM.

This three-year reinspection report should be inserted in the current Management plan at the CPS Central Office, and one (1) copy should be kept at the school for use when planning any renovation and/or demolition activities in areas where ACBM has been identified. Also, periodic surveillance documentation and any summary reports from any response actions that are executed at the school should be used to update the Management Plan.

### **III. METHODOLOGY**

Tasks performed on-site included the following:

1. Review current management plan, identify HA(s) and extract appropriate information.
2. Examine and verify abatement records.
3. Touch and visually and physically reinspect and reassess the condition of all friable known or assumed ACBM.
4. Touch and visually and physically reinspect all non-friable known or assumed ACBM to determine whether these materials have become friable since the last inspection or periodic surveillance.
5. Identify any condition changes that may affect Hazard ranking of known ACBM or Assumed ACBM, as well as any HA(s) that have become friable since the last reinspection.
6. Collect bulk samples from each newly discovered friable HA or previously assumed and submit for laboratory analysis.
7. Tabulate reinspection findings and submit for management planner review and recommendations with appropriate response actions based on the AHERA Damage Category of the ACBM.
8. Submit reinspection findings and management planner recommendations to the LEA within thirty (30) days for inclusion into the management plan.

### **IV. ABATEMENT HISTORY**

The information collected from the existing management plan and inspection report(s) and from interviews with the school official revealed that the following asbestos abatement was conducted at the school since the previous Three year Reinspection.

Abatement Dates:

### **V. REASSESSMENTS AND RECOMMENDATIONS**

The reassessments and recommendations are summarized in Tables I and II on the following pages. Detailed Hazard Assessment Sheets and Drawings and Photos (if applicable) are included in Appendix A.

### **VI. CONCLUSIONS**

The Building Three-Year reinspection has been completed and response actions have been recommended for both friable and non-friable ACBM. A timely execution of the response actions recommended will enable the LEA and the Designated Person(s) to effectively manage the existing ACBM.

This three-year reinspection report should be inserted in the current Management plan at the CPS Central Office, and one (1) copy should be kept at the school for use when planning any renovation and/or demolition activities in areas where ACBM has been identified. Also, periodic surveillance documentation and any summary reports from any response actions that are executed at the school should be used to update the Management Plan.

### **III. METHODOLOGY**

Tasks performed on-site included the following:

1. Review current management plan, identify HA(s) and extract appropriate information.
2. Examine and verify abatement records.
3. Touch and visually and physically reinspect and reassess the condition of all friable known or assumed ACBM.
4. Touch and visually and physically reinspect all non-friable known or assumed ACBM to determine whether these materials have become friable since the last inspection or periodic surveillance.
5. Identify any condition changes that may affect Hazard ranking of known ACBM or Assumed ACBM, as well as any HA(s) that have become friable since the last reinspection.
6. Collect bulk samples from each newly discovered friable HA or previously assumed and submit for laboratory analysis.
7. Tabulate reinspection findings and submit for management planner review and recommendations with appropriate response actions based on the AHERA Damage Category of the ACBM.
8. Submit reinspection findings and management planner recommendations to the LEA within thirty (30) days for inclusion into the management plan.

### **IV. ABATEMENT HISTORY**

The information collected from the existing management plan and inspection report(s) and from interviews with the school official revealed that the following asbestos abatement was conducted at the school since the previous Three year Reinspection.

Abatement Dates:

### **V. REASSESSMENTS AND RECOMMENDATIONS**

The reassessments and recommendations are summarized in Tables I and II on the following pages. Detailed Hazard Assessment Sheets and Drawings and Photos (if applicable) are included in Appendix A.

### **VI. CONCLUSIONS**

The Building Three-Year reinspection has been completed and response actions have been recommended for both friable and non-friable ACBM. A timely execution of the response actions recommended will enable the LEA and the Designated Person(s) to effectively manage the existing ACBM.

This three-year reinspection report should be inserted in the current Management plan at the CPS Central Office, and one (1) copy should be kept at the school for use when planning any renovation and/or demolition activities in areas where ACBM has been identified. Also, periodic surveillance documentation and any summary reports from any response actions that are executed at the school should be used to update the Management Plan.

### **III. METHODOLOGY**

Tasks performed on-site included the following:

1. Review current management plan, identify HA(s) and extract appropriate information.
2. Examine and verify abatement records.
3. Touch and visually and physically reinspect and reassess the condition of all friable known or assumed ACBM.
4. Touch and visually and physically reinspect all non-friable known or assumed ACBM to determine whether these materials have become friable since the last inspection or periodic surveillance.
5. Identify any condition changes that may affect Hazard ranking of known ACBM or Assumed ACBM, as well as any HA(s) that have become friable since the last reinspection.
6. Collect bulk samples from each newly discovered friable HA or previously assumed and submit for laboratory analysis.
7. Tabulate reinspection findings and submit for management planner review and recommendations with appropriate response actions based on the AHERA Damage Category of the ACBM.
8. Submit reinspection findings and management planner recommendations to the LEA within thirty (30) days for inclusion into the management plan.

### **IV. ABATEMENT HISTORY**

The information collected from the existing management plan and inspection report(s) and from interviews with the school official revealed that the following asbestos abatement was conducted at the school since the previous Three year Reinspection.

Abatement Dates:

### **V. REASSESSMENTS AND RECOMMENDATIONS**

The reassessments and recommendations are summarized in Tables I and II on the following pages. Detailed Hazard Assessment Sheets and Drawings and Photos (if applicable) are included in Appendix A.

### **VI. CONCLUSIONS**

The Building Three-Year reinspection has been completed and response actions have been recommended for both friable and non-friable ACBM. A timely execution of the response actions recommended will enable the LEA and the Designated Person(s) to effectively manage the existing ACBM.

This three-year reinspection report should be inserted in the current Management plan at the CPS Central Office, and one (1) copy should be kept at the school for use when planning any renovation and/or demolition activities in areas where ACBM has been identified. Also, periodic surveillance documentation and any summary reports from any response actions that are executed at the school should be used to update the Management Plan.

### **III. METHODOLOGY**

Tasks performed on-site included the following:

1. Review current management plan, identify HA(s) and extract appropriate information.
2. Examine and verify abatement records.
3. Touch and visually and physically reinspect and reassess the condition of all friable known or assumed ACBM.
4. Touch and visually and physically reinspect all non-friable known or assumed ACBM to determine whether these materials have become friable since the last inspection or periodic surveillance.
5. Identify any condition changes that may affect Hazard ranking of known ACBM or Assumed ACBM, as well as any HA(s) that have become friable since the last reinspection.
6. Collect bulk samples from each newly discovered friable HA or previously assumed and submit for laboratory analysis.
7. Tabulate reinspection findings and submit for management planner review and recommendations with appropriate response actions based on the AHERA Damage Category of the ACBM.
8. Submit reinspection findings and management planner recommendations to the LEA within thirty (30) days for inclusion into the management plan.

### **IV. ABATEMENT HISTORY**

The information collected from the existing management plan and inspection report(s) and from interviews with the school official revealed that the following asbestos abatement was conducted at the school since the previous Three year Reinspection.

Abatement Dates:

### **V. REASSESSMENTS AND RECOMMENDATIONS**

The reassessments and recommendations are summarized in Tables I and II on the following pages. Detailed Hazard Assessment Sheets and Drawings and Photos (if applicable) are included in Appendix A.

### **VI. CONCLUSIONS**

The Building Three-Year reinspection has been completed and response actions have been recommended for both friable and non-friable ACBM. A timely execution of the response actions recommended will enable the LEA and the Designated Person(s) to effectively manage the existing ACBM.

This three-year reinspection report should be inserted in the current Management plan at the CPS Central Office, and one (1) copy should be kept at the school for use when planning any renovation and/or demolition activities in areas where ACBM has been identified. Also, periodic surveillance documentation and any summary reports from any response actions that are executed at the school should be used to update the Management Plan.



### **III. METHODOLOGY**

Tasks performed on-site included the following:

1. Review current management plan, identify HA(s) and extract appropriate information.
2. Examine and verify abatement records.
3. Touch and visually and physically reinspect and reassess the condition of all friable known or assumed ACBM.
4. Touch and visually and physically reinspect all non-friable known or assumed ACBM to determine whether these materials have become friable since the last inspection or periodic surveillance.
5. Identify any condition changes that may affect Hazard ranking of known ACBM or Assumed ACBM, as well as any HA(s) that have become friable since the last reinspection.
6. Collect bulk samples from each newly discovered friable HA or previously assumed and submit for laboratory analysis.
7. Tabulate reinspection findings and submit for management planner review and recommendations with appropriate response actions based on the AHERA Damage Category of the ACBM.
8. Submit reinspection findings and management planner recommendations to the LEA within thirty (30) days for inclusion into the management plan.

### **IV. ABATEMENT HISTORY**

The information collected from the existing management plan and inspection report(s) and from interviews with the school official revealed that the following asbestos abatement was conducted at the school since the previous Three year Reinspection.

Abatement Dates:

### **V. REASSESSMENTS AND RECOMMENDATIONS**

The reassessments and recommendations are summarized in Tables I and II on the following pages. Detailed Hazard Assessment Sheets and Drawings and Photos (if applicable) are included in Appendix A.

### **VI. CONCLUSIONS**

The Building Three-Year reinspection has been completed and response actions have been recommended for both friable and non-friable ACBM. A timely execution of the response actions recommended will enable the LEA and the Designated Person(s) to effectively manage the existing ACBM.

This three-year reinspection report should be inserted in the current Management plan at the CPS Central Office, and one (1) copy should be kept at the school for use when planning any renovation and/or demolition activities in areas where ACBM has been identified. Also, periodic surveillance documentation and any summary reports from any response actions that are executed at the school should be used to update the Management Plan.

### **III. METHODOLOGY**

Tasks performed on-site included the following:

1. Review current management plan, identify HA(s) and extract appropriate information.
2. Examine and verify abatement records.
3. Touch and visually and physically reinspect and reassess the condition of all friable known or assumed ACBM.
4. Touch and visually and physically reinspect all non-friable known or assumed ACBM to determine whether these materials have become friable since the last inspection or periodic surveillance.
5. Identify any condition changes that may affect Hazard ranking of known ACBM or Assumed ACBM, as well as any HA(s) that have become friable since the last reinspection.
6. Collect bulk samples from each newly discovered friable HA or previously assumed and submit for laboratory analysis.
7. Tabulate reinspection findings and submit for management planner review and recommendations with appropriate response actions based on the AHERA Damage Category of the ACBM.
8. Submit reinspection findings and management planner recommendations to the LEA within thirty (30) days for inclusion into the management plan.

### **IV. ABATEMENT HISTORY**

The information collected from the existing management plan and inspection report(s) and from interviews with the school official revealed that the following asbestos abatement was conducted at the school since the previous Three year Reinspection.

Abatement Dates:

### **V. REASSESSMENTS AND RECOMMENDATIONS**

The reassessments and recommendations are summarized in Tables I and II on the following pages. Detailed Hazard Assessment Sheets and Drawings and Photos (if applicable) are included in Appendix A.

### **VI. CONCLUSIONS**

The Building Three-Year reinspection has been completed and response actions have been recommended for both friable and non-friable ACBM. A timely execution of the response actions recommended will enable the LEA and the Designated Person(s) to effectively manage the existing ACBM.

This three-year reinspection report should be inserted in the current Management plan at the CPS Central Office, and one (1) copy should be kept at the school for use when planning any renovation and/or demolition activities in areas where ACBM has been identified. Also, periodic surveillance documentation and any summary reports from any response actions that are executed at the school should be used to update the Management Plan.

### **III. METHODOLOGY**

Tasks performed on-site included the following:

1. Review current management plan, identify HA(s) and extract appropriate information.
2. Examine and verify abatement records.
3. Touch and visually and physically reinspect and reassess the condition of all friable known or assumed ACBM.
4. Touch and visually and physically reinspect all non-friable known or assumed ACBM to determine whether these materials have become friable since the last inspection or periodic surveillance.
5. Identify any condition changes that may affect Hazard ranking of known ACBM or Assumed ACBM, as well as any HA(s) that have become friable since the last reinspection.
6. Collect bulk samples from each newly discovered friable HA or previously assumed and submit for laboratory analysis.
7. Tabulate reinspection findings and submit for management planner review and recommendations with appropriate response actions based on the AHERA Damage Category of the ACBM.
8. Submit reinspection findings and management planner recommendations to the LEA within thirty (30) days for inclusion into the management plan.

### **IV. ABATEMENT HISTORY**

The information collected from the existing management plan and inspection report(s) and from interviews with the school official revealed that the following asbestos abatement was conducted at the school since the previous Three year Reinspection.

Abatement Dates:

### **V. REASSESSMENTS AND RECOMMENDATIONS**

The reassessments and recommendations are summarized in Tables I and II on the following pages. Detailed Hazard Assessment Sheets and Drawings and Photos (if applicable) are included in Appendix A.

### **VI. CONCLUSIONS**

The Building Three-Year reinspection has been completed and response actions have been recommended for both friable and non-friable ACBM. A timely execution of the response actions recommended will enable the LEA and the Designated Person(s) to effectively manage the existing ACBM.

This three-year reinspection report should be inserted in the current Management plan at the CPS Central Office, and one (1) copy should be kept at the school for use when planning any renovation and/or demolition activities in areas where ACBM has been identified. Also, periodic surveillance documentation and any summary reports from any response actions that are executed at the school should be used to update the Management Plan.

### **III. METHODOLOGY**

Tasks performed on-site included the following:

1. Review current management plan, identify HA(s) and extract appropriate information.
2. Examine and verify abatement records.
3. Touch and visually and physically reinspect and reassess the condition of all friable known or assumed ACBM.
4. Touch and visually and physically reinspect all non-friable known or assumed ACBM to determine whether these materials have become friable since the last inspection or periodic surveillance.
5. Identify any condition changes that may affect Hazard ranking of known ACBM or Assumed ACBM, as well as any HA(s) that have become friable since the last reinspection.
6. Collect bulk samples from each newly discovered friable HA or previously assumed and submit for laboratory analysis.
7. Tabulate reinspection findings and submit for management planner review and recommendations with appropriate response actions based on the AHERA Damage Category of the ACBM.
8. Submit reinspection findings and management planner recommendations to the LEA within thirty (30) days for inclusion into the management plan.

### **IV. ABATEMENT HISTORY**

The information collected from the existing management plan and inspection report(s) and from interviews with the school official revealed that the following asbestos abatement was conducted at the school since the previous Three year Reinspection.

Abatement Dates:

### **V. REASSESSMENTS AND RECOMMENDATIONS**

The reassessments and recommendations are summarized in Tables I and II on the following pages. Detailed Hazard Assessment Sheets and Drawings and Photos (if applicable) are included in Appendix A.

### **VI. CONCLUSIONS**

The Building Three-Year reinspection has been completed and response actions have been recommended for both friable and non-friable ACBM. A timely execution of the response actions recommended will enable the LEA and the Designated Person(s) to effectively manage the existing ACBM.

This three-year reinspection report should be inserted in the current Management plan at the CPS Central Office, and one (1) copy should be kept at the school for use when planning any renovation and/or demolition activities in areas where ACBM has been identified. Also, periodic surveillance documentation and any summary reports from any response actions that are executed at the school should be used to update the Management Plan.

### **III. METHODOLOGY**

Tasks performed on-site included the following:

1. Review current management plan, identify HA(s) and extract appropriate information.
2. Examine and verify abatement records.
3. Touch and visually and physically reinspect and reassess the condition of all friable known or assumed ACBM.
4. Touch and visually and physically reinspect all non-friable known or assumed ACBM to determine whether these materials have become friable since the last inspection or periodic surveillance.
5. Identify any condition changes that may affect Hazard ranking of known ACBM or Assumed ACBM, as well as any HA(s) that have become friable since the last reinspection.
6. Collect bulk samples from each newly discovered friable HA or previously assumed and submit for laboratory analysis.
7. Tabulate reinspection findings and submit for management planner review and recommendations with appropriate response actions based on the AHERA Damage Category of the ACBM.
8. Submit reinspection findings and management planner recommendations to the LEA within thirty (30) days for inclusion into the management plan.

### **IV. ABATEMENT HISTORY**

The information collected from the existing management plan and inspection report(s) and from interviews with the school official revealed that the following asbestos abatement was conducted at the school since the previous Three year Reinspection.

Abatement Dates:

### **V. REASSESSMENTS AND RECOMMENDATIONS**

The reassessments and recommendations are summarized in Tables I and II on the following pages. Detailed Hazard Assessment Sheets and Drawings and Photos (if applicable) are included in Appendix A.

### **VI. CONCLUSIONS**

The Building Three-Year reinspection has been completed and response actions have been recommended for both friable and non-friable ACBM. A timely execution of the response actions recommended will enable the LEA and the Designated Person(s) to effectively manage the existing ACBM.

This three-year reinspection report should be inserted in the current Management plan at the CPS Central Office, and one (1) copy should be kept at the school for use when planning any renovation and/or demolition activities in areas where ACBM has been identified. Also, periodic surveillance documentation and any summary reports from any response actions that are executed at the school should be used to update the Management Plan.

### **III. METHODOLOGY**

Tasks performed on-site included the following:

1. Review current management plan, identify HA(s) and extract appropriate information.
2. Examine and verify abatement records.
3. Touch and visually and physically reinspect and reassess the condition of all friable known or assumed ACBM.
4. Touch and visually and physically reinspect all non-friable known or assumed ACBM to determine whether these materials have become friable since the last inspection or periodic surveillance.
5. Identify any condition changes that may affect Hazard ranking of known ACBM or Assumed ACBM, as well as any HA(s) that have become friable since the last reinspection.
6. Collect bulk samples from each newly discovered friable HA or previously assumed and submit for laboratory analysis.
7. Tabulate reinspection findings and submit for management planner review and recommendations with appropriate response actions based on the AHERA Damage Category of the ACBM.
8. Submit reinspection findings and management planner recommendations to the LEA within thirty (30) days for inclusion into the management plan.

### **IV. ABATEMENT HISTORY**

The information collected from the existing management plan and inspection report(s) and from interviews with the school official revealed that the following asbestos abatement was conducted at the school since the previous Three year Reinspection.

Abatement Dates:

### **V. REASSESSMENTS AND RECOMMENDATIONS**

The reassessments and recommendations are summarized in Tables I and II on the following pages. Detailed Hazard Assessment Sheets and Drawings and Photos (if applicable) are included in Appendix A.

### **VI. CONCLUSIONS**

The Building Three-Year reinspection has been completed and response actions have been recommended for both friable and non-friable ACBM. A timely execution of the response actions recommended will enable the LEA and the Designated Person(s) to effectively manage the existing ACBM.

This three-year reinspection report should be inserted in the current Management plan at the CPS Central Office, and one (1) copy should be kept at the school for use when planning any renovation and/or demolition activities in areas where ACBM has been identified. Also, periodic surveillance documentation and any summary reports from any response actions that are executed at the school should be used to update the Management Plan.

### **III. METHODOLOGY**

Tasks performed on-site included the following:

1. Review current management plan, identify HA(s) and extract appropriate information.
2. Examine and verify abatement records.
3. Touch and visually and physically reinspect and reassess the condition of all friable known or assumed ACBM.
4. Touch and visually and physically reinspect all non-friable known or assumed ACBM to determine whether these materials have become friable since the last inspection or periodic surveillance.
5. Identify any condition changes that may affect Hazard ranking of known ACBM or Assumed ACBM, as well as any HA(s) that have become friable since the last reinspection.
6. Collect bulk samples from each newly discovered friable HA or previously assumed and submit for laboratory analysis.
7. Tabulate reinspection findings and submit for management planner review and recommendations with appropriate response actions based on the AHERA Damage Category of the ACBM.
8. Submit reinspection findings and management planner recommendations to the LEA within thirty (30) days for inclusion into the management plan.

### **IV. ABATEMENT HISTORY**

The information collected from the existing management plan and inspection report(s) and from interviews with the school official revealed that the following asbestos abatement was conducted at the school since the previous Three year Reinspection.

Abatement Dates:

### **V. REASSESSMENTS AND RECOMMENDATIONS**

The reassessments and recommendations are summarized in Tables I and II on the following pages. Detailed Hazard Assessment Sheets and Drawings and Photos (if applicable) are included in Appendix A.

### **VI. CONCLUSIONS**

The Building Three-Year reinspection has been completed and response actions have been recommended for both friable and non-friable ACBM. A timely execution of the response actions recommended will enable the LEA and the Designated Person(s) to effectively manage the existing ACBM.

This three-year reinspection report should be inserted in the current Management plan at the CPS Central Office, and one (1) copy should be kept at the school for use when planning any renovation and/or demolition activities in areas where ACBM has been identified. Also, periodic surveillance documentation and any summary reports from any response actions that are executed at the school should be used to update the Management Plan.

### **III. METHODOLOGY**

Tasks performed on-site included the following:

1. Review current management plan, identify HA(s) and extract appropriate information.
2. Examine and verify abatement records.
3. Touch and visually and physically reinspect and reassess the condition of all friable known or assumed ACBM.
4. Touch and visually and physically reinspect all non-friable known or assumed ACBM to determine whether these materials have become friable since the last inspection or periodic surveillance.
5. Identify any condition changes that may affect Hazard ranking of known ACBM or Assumed ACBM, as well as any HA(s) that have become friable since the last reinspection.
6. Collect bulk samples from each newly discovered friable HA or previously assumed and submit for laboratory analysis.
7. Tabulate reinspection findings and submit for management planner review and recommendations with appropriate response actions based on the AHERA Damage Category of the ACBM.
8. Submit reinspection findings and management planner recommendations to the LEA within thirty (30) days for inclusion into the management plan.

### **IV. ABATEMENT HISTORY**

The information collected from the existing management plan and inspection report(s) and from interviews with the school official revealed that the following asbestos abatement was conducted at the school since the previous Three year Reinspection.

Abatement Dates:

### **V. REASSESSMENTS AND RECOMMENDATIONS**

The reassessments and recommendations are summarized in Tables I and II on the following pages. Detailed Hazard Assessment Sheets and Drawings and Photos (if applicable) are included in Appendix A.

### **VI. CONCLUSIONS**

The Building Three-Year reinspection has been completed and response actions have been recommended for both friable and non-friable ACBM. A timely execution of the response actions recommended will enable the LEA and the Designated Person(s) to effectively manage the existing ACBM.

This three-year reinspection report should be inserted in the current Management plan at the CPS Central Office, and one (1) copy should be kept at the school for use when planning any renovation and/or demolition activities in areas where ACBM has been identified. Also, periodic surveillance documentation and any summary reports from any response actions that are executed at the school should be used to update the Management Plan.



### **III. METHODOLOGY**

Tasks performed on-site included the following:

1. Review current management plan, identify HA(s) and extract appropriate information.
2. Examine and verify abatement records.
3. Touch and visually and physically reinspect and reassess the condition of all friable known or assumed ACBM.
4. Touch and visually and physically reinspect all non-friable known or assumed ACBM to determine whether these materials have become friable since the last inspection or periodic surveillance.
5. Identify any condition changes that may affect Hazard ranking of known ACBM or Assumed ACBM, as well as any HA(s) that have become friable since the last reinspection.
6. Collect bulk samples from each newly discovered friable HA or previously assumed and submit for laboratory analysis.
7. Tabulate reinspection findings and submit for management planner review and recommendations with appropriate response actions based on the AHERA Damage Category of the ACBM.
8. Submit reinspection findings and management planner recommendations to the LEA within thirty (30) days for inclusion into the management plan.

### **IV. ABATEMENT HISTORY**

The information collected from the existing management plan and inspection report(s) and from interviews with the school official revealed that the following asbestos abatement was conducted at the school since the previous Three year Reinspection.

Abatement Dates:

### **V. REASSESSMENTS AND RECOMMENDATIONS**

The reassessments and recommendations are summarized in Tables I and II on the following pages. Detailed Hazard Assessment Sheets and Drawings and Photos (if applicable) are included in Appendix A.

### **VI. CONCLUSIONS**

The Building Three-Year reinspection has been completed and response actions have been recommended for both friable and non-friable ACBM. A timely execution of the response actions recommended will enable the LEA and the Designated Person(s) to effectively manage the existing ACBM.

This three-year reinspection report should be inserted in the current Management plan at the CPS Central Office, and one (1) copy should be kept at the school for use when planning any renovation and/or demolition activities in areas where ACBM has been identified. Also, periodic surveillance documentation and any summary reports from any response actions that are executed at the school should be used to update the Management Plan.

### **III. METHODOLOGY**

Tasks performed on-site included the following:

1. Review current management plan, identify HA(s) and extract appropriate information.
2. Examine and verify abatement records.
3. Touch and visually and physically reinspect and reassess the condition of all friable known or assumed ACBM.
4. Touch and visually and physically reinspect all non-friable known or assumed ACBM to determine whether these materials have become friable since the last inspection or periodic surveillance.
5. Identify any condition changes that may affect Hazard ranking of known ACBM or Assumed ACBM, as well as any HA(s) that have become friable since the last reinspection.
6. Collect bulk samples from each newly discovered friable HA or previously assumed and submit for laboratory analysis.
7. Tabulate reinspection findings and submit for management planner review and recommendations with appropriate response actions based on the AHERA Damage Category of the ACBM.
8. Submit reinspection findings and management planner recommendations to the LEA within thirty (30) days for inclusion into the management plan.

### **IV. ABATEMENT HISTORY**

The information collected from the existing management plan and inspection report(s) and from interviews with the school official revealed that the following asbestos abatement was conducted at the school since the previous Three year Reinspection.

Abatement Dates:

### **V. REASSESSMENTS AND RECOMMENDATIONS**

The reassessments and recommendations are summarized in Tables I and II on the following pages. Detailed Hazard Assessment Sheets and Drawings and Photos (if applicable) are included in Appendix A.

### **VI. CONCLUSIONS**

The Building Three-Year reinspection has been completed and response actions have been recommended for both friable and non-friable ACBM. A timely execution of the response actions recommended will enable the LEA and the Designated Person(s) to effectively manage the existing ACBM.

This three-year reinspection report should be inserted in the current Management plan at the CPS Central Office, and one (1) copy should be kept at the school for use when planning any renovation and/or demolition activities in areas where ACBM has been identified. Also, periodic surveillance documentation and any summary reports from any response actions that are executed at the school should be used to update the Management Plan.

### **III. METHODOLOGY**

Tasks performed on-site included the following:

1. Review current management plan, identify HA(s) and extract appropriate information.
2. Examine and verify abatement records.
3. Touch and visually and physically reinspect and reassess the condition of all friable known or assumed ACBM.
4. Touch and visually and physically reinspect all non-friable known or assumed ACBM to determine whether these materials have become friable since the last inspection or periodic surveillance.
5. Identify any condition changes that may affect Hazard ranking of known ACBM or Assumed ACBM, as well as any HA(s) that have become friable since the last reinspection.
6. Collect bulk samples from each newly discovered friable HA or previously assumed and submit for laboratory analysis.
7. Tabulate reinspection findings and submit for management planner review and recommendations with appropriate response actions based on the AHERA Damage Category of the ACBM.
8. Submit reinspection findings and management planner recommendations to the LEA within thirty (30) days for inclusion into the management plan.

### **IV. ABATEMENT HISTORY**

The information collected from the existing management plan and inspection report(s) and from interviews with the school official revealed that the following asbestos abatement was conducted at the school since the previous Three year Reinspection.

Abatement Dates:

### **V. REASSESSMENTS AND RECOMMENDATIONS**

The reassessments and recommendations are summarized in Tables I and II on the following pages. Detailed Hazard Assessment Sheets and Drawings and Photos (if applicable) are included in Appendix A.

### **VI. CONCLUSIONS**

The Building Three-Year reinspection has been completed and response actions have been recommended for both friable and non-friable ACBM. A timely execution of the response actions recommended will enable the LEA and the Designated Person(s) to effectively manage the existing ACBM.

This three-year reinspection report should be inserted in the current Management plan at the CPS Central Office, and one (1) copy should be kept at the school for use when planning any renovation and/or demolition activities in areas where ACBM has been identified. Also, periodic surveillance documentation and any summary reports from any response actions that are executed at the school should be used to update the Management Plan.

### **III. METHODOLOGY**

Tasks performed on-site included the following:

1. Review current management plan, identify HA(s) and extract appropriate information.
2. Examine and verify abatement records.
3. Touch and visually and physically reinspect and reassess the condition of all friable known or assumed ACBM.
4. Touch and visually and physically reinspect all non-friable known or assumed ACBM to determine whether these materials have become friable since the last inspection or periodic surveillance.
5. Identify any condition changes that may affect Hazard ranking of known ACBM or Assumed ACBM, as well as any HA(s) that have become friable since the last reinspection.
6. Collect bulk samples from each newly discovered friable HA or previously assumed and submit for laboratory analysis.
7. Tabulate reinspection findings and submit for management planner review and recommendations with appropriate response actions based on the AHERA Damage Category of the ACBM.
8. Submit reinspection findings and management planner recommendations to the LEA within thirty (30) days for inclusion into the management plan.

### **IV. ABATEMENT HISTORY**

The information collected from the existing management plan and inspection report(s) and from interviews with the school official revealed that the following asbestos abatement was conducted at the school since the previous Three year Reinspection.

Abatement Dates:

### **V. REASSESSMENTS AND RECOMMENDATIONS**

The reassessments and recommendations are summarized in Tables I and II on the following pages. Detailed Hazard Assessment Sheets and Drawings and Photos (if applicable) are included in Appendix A.

### **VI. CONCLUSIONS**

The Building Three-Year reinspection has been completed and response actions have been recommended for both friable and non-friable ACBM. A timely execution of the response actions recommended will enable the LEA and the Designated Person(s) to effectively manage the existing ACBM.

This three-year reinspection report should be inserted in the current Management plan at the CPS Central Office, and one (1) copy should be kept at the school for use when planning any renovation and/or demolition activities in areas where ACBM has been identified. Also, periodic surveillance documentation and any summary reports from any response actions that are executed at the school should be used to update the Management Plan.

### **III. METHODOLOGY**

Tasks performed on-site included the following:

1. Review current management plan, identify HA(s) and extract appropriate information.
2. Examine and verify abatement records.
3. Touch and visually and physically reinspect and reassess the condition of all friable known or assumed ACBM.
4. Touch and visually and physically reinspect all non-friable known or assumed ACBM to determine whether these materials have become friable since the last inspection or periodic surveillance.
5. Identify any condition changes that may affect Hazard ranking of known ACBM or Assumed ACBM, as well as any HA(s) that have become friable since the last reinspection.
6. Collect bulk samples from each newly discovered friable HA or previously assumed and submit for laboratory analysis.
7. Tabulate reinspection findings and submit for management planner review and recommendations with appropriate response actions based on the AHERA Damage Category of the ACBM.
8. Submit reinspection findings and management planner recommendations to the LEA within thirty (30) days for inclusion into the management plan.

### **IV. ABATEMENT HISTORY**

The information collected from the existing management plan and inspection report(s) and from interviews with the school official revealed that the following asbestos abatement was conducted at the school since the previous Three year Reinspection.

Abatement Dates:

### **V. REASSESSMENTS AND RECOMMENDATIONS**

The reassessments and recommendations are summarized in Tables I and II on the following pages. Detailed Hazard Assessment Sheets and Drawings and Photos (if applicable) are included in Appendix A.

### **VI. CONCLUSIONS**

The Building Three-Year reinspection has been completed and response actions have been recommended for both friable and non-friable ACBM. A timely execution of the response actions recommended will enable the LEA and the Designated Person(s) to effectively manage the existing ACBM.

This three-year reinspection report should be inserted in the current Management plan at the CPS Central Office, and one (1) copy should be kept at the school for use when planning any renovation and/or demolition activities in areas where ACBM has been identified. Also, periodic surveillance documentation and any summary reports from any response actions that are executed at the school should be used to update the Management Plan.

### **III. METHODOLOGY**

Tasks performed on-site included the following:

1. Review current management plan, identify HA(s) and extract appropriate information.
2. Examine and verify abatement records.
3. Touch and visually and physically reinspect and reassess the condition of all friable known or assumed ACBM.
4. Touch and visually and physically reinspect all non-friable known or assumed ACBM to determine whether these materials have become friable since the last inspection or periodic surveillance.
5. Identify any condition changes that may affect Hazard ranking of known ACBM or Assumed ACBM, as well as any HA(s) that have become friable since the last reinspection.
6. Collect bulk samples from each newly discovered friable HA or previously assumed and submit for laboratory analysis.
7. Tabulate reinspection findings and submit for management planner review and recommendations with appropriate response actions based on the AHERA Damage Category of the ACBM.
8. Submit reinspection findings and management planner recommendations to the LEA within thirty (30) days for inclusion into the management plan.

### **IV. ABATEMENT HISTORY**

The information collected from the existing management plan and inspection report(s) and from interviews with the school official revealed that the following asbestos abatement was conducted at the school since the previous Three year Reinspection.

Abatement Dates:

### **V. REASSESSMENTS AND RECOMMENDATIONS**

The reassessments and recommendations are summarized in Tables I and II on the following pages. Detailed Hazard Assessment Sheets and Drawings and Photos (if applicable) are included in Appendix A.

### **VI. CONCLUSIONS**

The Building Three-Year reinspection has been completed and response actions have been recommended for both friable and non-friable ACBM. A timely execution of the response actions recommended will enable the LEA and the Designated Person(s) to effectively manage the existing ACBM.

This three-year reinspection report should be inserted in the current Management plan at the CPS Central Office, and one (1) copy should be kept at the school for use when planning any renovation and/or demolition activities in areas where ACBM has been identified. Also, periodic surveillance documentation and any summary reports from any response actions that are executed at the school should be used to update the Management Plan.

### **III. METHODOLOGY**

Tasks performed on-site included the following:

1. Review current management plan, identify HA(s) and extract appropriate information.
2. Examine and verify abatement records.
3. Touch and visually and physically reinspect and reassess the condition of all friable known or assumed ACBM.
4. Touch and visually and physically reinspect all non-friable known or assumed ACBM to determine whether these materials have become friable since the last inspection or periodic surveillance.
5. Identify any condition changes that may affect Hazard ranking of known ACBM or Assumed ACBM, as well as any HA(s) that have become friable since the last reinspection.
6. Collect bulk samples from each newly discovered friable HA or previously assumed and submit for laboratory analysis.
7. Tabulate reinspection findings and submit for management planner review and recommendations with appropriate response actions based on the AHERA Damage Category of the ACBM.
8. Submit reinspection findings and management planner recommendations to the LEA within thirty (30) days for inclusion into the management plan.

### **IV. ABATEMENT HISTORY**

The information collected from the existing management plan and inspection report(s) and from interviews with the school official revealed that the following asbestos abatement was conducted at the school since the previous Three year Reinspection.

Abatement Dates:

### **V. REASSESSMENTS AND RECOMMENDATIONS**

The reassessments and recommendations are summarized in Tables I and II on the following pages. Detailed Hazard Assessment Sheets and Drawings and Photos (if applicable) are included in Appendix A.

### **VI. CONCLUSIONS**

The Building Three-Year reinspection has been completed and response actions have been recommended for both friable and non-friable ACBM. A timely execution of the response actions recommended will enable the LEA and the Designated Person(s) to effectively manage the existing ACBM.

This three-year reinspection report should be inserted in the current Management plan at the CPS Central Office, and one (1) copy should be kept at the school for use when planning any renovation and/or demolition activities in areas where ACBM has been identified. Also, periodic surveillance documentation and any summary reports from any response actions that are executed at the school should be used to update the Management Plan.

### **III. METHODOLOGY**

Tasks performed on-site included the following:

1. Review current management plan, identify HA(s) and extract appropriate information.
2. Examine and verify abatement records.
3. Touch and visually and physically reinspect and reassess the condition of all friable known or assumed ACBM.
4. Touch and visually and physically reinspect all non-friable known or assumed ACBM to determine whether these materials have become friable since the last inspection or periodic surveillance.
5. Identify any condition changes that may affect Hazard ranking of known ACBM or Assumed ACBM, as well as any HA(s) that have become friable since the last reinspection.
6. Collect bulk samples from each newly discovered friable HA or previously assumed and submit for laboratory analysis.
7. Tabulate reinspection findings and submit for management planner review and recommendations with appropriate response actions based on the AHERA Damage Category of the ACBM.
8. Submit reinspection findings and management planner recommendations to the LEA within thirty (30) days for inclusion into the management plan.

### **IV. ABATEMENT HISTORY**

The information collected from the existing management plan and inspection report(s) and from interviews with the school official revealed that the following asbestos abatement was conducted at the school since the previous Three year Reinspection.

Abatement Dates:

### **V. REASSESSMENTS AND RECOMMENDATIONS**

The reassessments and recommendations are summarized in Tables I and II on the following pages. Detailed Hazard Assessment Sheets and Drawings and Photos (if applicable) are included in Appendix A.

### **VI. CONCLUSIONS**

The Building Three-Year reinspection has been completed and response actions have been recommended for both friable and non-friable ACBM. A timely execution of the response actions recommended will enable the LEA and the Designated Person(s) to effectively manage the existing ACBM.

This three-year reinspection report should be inserted in the current Management plan at the CPS Central Office, and one (1) copy should be kept at the school for use when planning any renovation and/or demolition activities in areas where ACBM has been identified. Also, periodic surveillance documentation and any summary reports from any response actions that are executed at the school should be used to update the Management Plan.



### **III. METHODOLOGY**

Tasks performed on-site included the following:

1. Review current management plan, identify HA(s) and extract appropriate information.
2. Examine and verify abatement records.
3. Touch and visually and physically reinspect and reassess the condition of all friable known or assumed ACBM.
4. Touch and visually and physically reinspect all non-friable known or assumed ACBM to determine whether these materials have become friable since the last inspection or periodic surveillance.
5. Identify any condition changes that may affect Hazard ranking of known ACBM or Assumed ACBM, as well as any HA(s) that have become friable since the last reinspection.
6. Collect bulk samples from each newly discovered friable HA or previously assumed and submit for laboratory analysis.
7. Tabulate reinspection findings and submit for management planner review and recommendations with appropriate response actions based on the AHERA Damage Category of the ACBM.
8. Submit reinspection findings and management planner recommendations to the LEA within thirty (30) days for inclusion into the management plan.

### **IV. ABATEMENT HISTORY**

The information collected from the existing management plan and inspection report(s) and from interviews with the school official revealed that the following asbestos abatement was conducted at the school since the previous Three year Reinspection.

Abatement Dates:

### **V. REASSESSMENTS AND RECOMMENDATIONS**

The reassessments and recommendations are summarized in Tables I and II on the following pages. Detailed Hazard Assessment Sheets and Drawings and Photos (if applicable) are included in Appendix A.

### **VI. CONCLUSIONS**

The Building Three-Year reinspection has been completed and response actions have been recommended for both friable and non-friable ACBM. A timely execution of the response actions recommended will enable the LEA and the Designated Person(s) to effectively manage the existing ACBM.

This three-year reinspection report should be inserted in the current Management plan at the CPS Central Office, and one (1) copy should be kept at the school for use when planning any renovation and/or demolition activities in areas where ACBM has been identified. Also, periodic surveillance documentation and any summary reports from any response actions that are executed at the school should be used to update the Management Plan.

### **III. METHODOLOGY**

Tasks performed on-site included the following:

1. Review current management plan, identify HA(s) and extract appropriate information.
2. Examine and verify abatement records.
3. Touch and visually and physically reinspect and reassess the condition of all friable known or assumed ACBM.
4. Touch and visually and physically reinspect all non-friable known or assumed ACBM to determine whether these materials have become friable since the last inspection or periodic surveillance.
5. Identify any condition changes that may affect Hazard ranking of known ACBM or Assumed ACBM, as well as any HA(s) that have become friable since the last reinspection.
6. Collect bulk samples from each newly discovered friable HA or previously assumed and submit for laboratory analysis.
7. Tabulate reinspection findings and submit for management planner review and recommendations with appropriate response actions based on the AHERA Damage Category of the ACBM.
8. Submit reinspection findings and management planner recommendations to the LEA within thirty (30) days for inclusion into the management plan.

### **IV. ABATEMENT HISTORY**

The information collected from the existing management plan and inspection report(s) and from interviews with the school official revealed that the following asbestos abatement was conducted at the school since the previous Three year Reinspection.

Abatement Dates:

### **V. REASSESSMENTS AND RECOMMENDATIONS**

The reassessments and recommendations are summarized in Tables I and II on the following pages. Detailed Hazard Assessment Sheets and Drawings and Photos (if applicable) are included in Appendix A.

### **VI. CONCLUSIONS**

The Building Three-Year reinspection has been completed and response actions have been recommended for both friable and non-friable ACBM. A timely execution of the response actions recommended will enable the LEA and the Designated Person(s) to effectively manage the existing ACBM.

This three-year reinspection report should be inserted in the current Management plan at the CPS Central Office, and one (1) copy should be kept at the school for use when planning any renovation and/or demolition activities in areas where ACBM has been identified. Also, periodic surveillance documentation and any summary reports from any response actions that are executed at the school should be used to update the Management Plan.

### **III. METHODOLOGY**

Tasks performed on-site included the following:

1. Review current management plan, identify HA(s) and extract appropriate information.
2. Examine and verify abatement records.
3. Touch and visually and physically reinspect and reassess the condition of all friable known or assumed ACBM.
4. Touch and visually and physically reinspect all non-friable known or assumed ACBM to determine whether these materials have become friable since the last inspection or periodic surveillance.
5. Identify any condition changes that may affect Hazard ranking of known ACBM or Assumed ACBM, as well as any HA(s) that have become friable since the last reinspection.
6. Collect bulk samples from each newly discovered friable HA or previously assumed and submit for laboratory analysis.
7. Tabulate reinspection findings and submit for management planner review and recommendations with appropriate response actions based on the AHERA Damage Category of the ACBM.
8. Submit reinspection findings and management planner recommendations to the LEA within thirty (30) days for inclusion into the management plan.

### **IV. ABATEMENT HISTORY**

The information collected from the existing management plan and inspection report(s) and from interviews with the school official revealed that the following asbestos abatement was conducted at the school since the previous Three year Reinspection.

Abatement Dates:

### **V. REASSESSMENTS AND RECOMMENDATIONS**

The reassessments and recommendations are summarized in Tables I and II on the following pages. Detailed Hazard Assessment Sheets and Drawings and Photos (if applicable) are included in Appendix A.

### **VI. CONCLUSIONS**

The Building Three-Year reinspection has been completed and response actions have been recommended for both friable and non-friable ACBM. A timely execution of the response actions recommended will enable the LEA and the Designated Person(s) to effectively manage the existing ACBM.

This three-year reinspection report should be inserted in the current Management plan at the CPS Central Office, and one (1) copy should be kept at the school for use when planning any renovation and/or demolition activities in areas where ACBM has been identified. Also, periodic surveillance documentation and any summary reports from any response actions that are executed at the school should be used to update the Management Plan.

### **III. METHODOLOGY**

Tasks performed on-site included the following:

1. Review current management plan, identify HA(s) and extract appropriate information.
2. Examine and verify abatement records.
3. Touch and visually and physically reinspect and reassess the condition of all friable known or assumed ACBM.
4. Touch and visually and physically reinspect all non-friable known or assumed ACBM to determine whether these materials have become friable since the last inspection or periodic surveillance.
5. Identify any condition changes that may affect Hazard ranking of known ACBM or Assumed ACBM, as well as any HA(s) that have become friable since the last reinspection.
6. Collect bulk samples from each newly discovered friable HA or previously assumed and submit for laboratory analysis.
7. Tabulate reinspection findings and submit for management planner review and recommendations with appropriate response actions based on the AHERA Damage Category of the ACBM.
8. Submit reinspection findings and management planner recommendations to the LEA within thirty (30) days for inclusion into the management plan.

### **IV. ABATEMENT HISTORY**

The information collected from the existing management plan and inspection report(s) and from interviews with the school official revealed that the following asbestos abatement was conducted at the school since the previous Three year Reinspection.

Abatement Dates:

### **V. REASSESSMENTS AND RECOMMENDATIONS**

The reassessments and recommendations are summarized in Tables I and II on the following pages. Detailed Hazard Assessment Sheets and Drawings and Photos (if applicable) are included in Appendix A.

### **VI. CONCLUSIONS**

The Building Three-Year reinspection has been completed and response actions have been recommended for both friable and non-friable ACBM. A timely execution of the response actions recommended will enable the LEA and the Designated Person(s) to effectively manage the existing ACBM.

This three-year reinspection report should be inserted in the current Management plan at the CPS Central Office, and one (1) copy should be kept at the school for use when planning any renovation and/or demolition activities in areas where ACBM has been identified. Also, periodic surveillance documentation and any summary reports from any response actions that are executed at the school should be used to update the Management Plan.

### **III. METHODOLOGY**

Tasks performed on-site included the following:

1. Review current management plan, identify HA(s) and extract appropriate information.
2. Examine and verify abatement records.
3. Touch and visually and physically reinspect and reassess the condition of all friable known or assumed ACBM.
4. Touch and visually and physically reinspect all non-friable known or assumed ACBM to determine whether these materials have become friable since the last inspection or periodic surveillance.
5. Identify any condition changes that may affect Hazard ranking of known ACBM or Assumed ACBM, as well as any HA(s) that have become friable since the last reinspection.
6. Collect bulk samples from each newly discovered friable HA or previously assumed and submit for laboratory analysis.
7. Tabulate reinspection findings and submit for management planner review and recommendations with appropriate response actions based on the AHERA Damage Category of the ACBM.
8. Submit reinspection findings and management planner recommendations to the LEA within thirty (30) days for inclusion into the management plan.

### **IV. ABATEMENT HISTORY**

The information collected from the existing management plan and inspection report(s) and from interviews with the school official revealed that the following asbestos abatement was conducted at the school since the previous Three year Reinspection.

Abatement Dates:

### **V. REASSESSMENTS AND RECOMMENDATIONS**

The reassessments and recommendations are summarized in Tables I and II on the following pages. Detailed Hazard Assessment Sheets and Drawings and Photos (if applicable) are included in Appendix A.

### **VI. CONCLUSIONS**

The Building Three-Year reinspection has been completed and response actions have been recommended for both friable and non-friable ACBM. A timely execution of the response actions recommended will enable the LEA and the Designated Person(s) to effectively manage the existing ACBM.

This three-year reinspection report should be inserted in the current Management plan at the CPS Central Office, and one (1) copy should be kept at the school for use when planning any renovation and/or demolition activities in areas where ACBM has been identified. Also, periodic surveillance documentation and any summary reports from any response actions that are executed at the school should be used to update the Management Plan.

### **III. METHODOLOGY**

Tasks performed on-site included the following:

1. Review current management plan, identify HA(s) and extract appropriate information.
2. Examine and verify abatement records.
3. Touch and visually and physically reinspect and reassess the condition of all friable known or assumed ACBM.
4. Touch and visually and physically reinspect all non-friable known or assumed ACBM to determine whether these materials have become friable since the last inspection or periodic surveillance.
5. Identify any condition changes that may affect Hazard ranking of known ACBM or Assumed ACBM, as well as any HA(s) that have become friable since the last reinspection.
6. Collect bulk samples from each newly discovered friable HA or previously assumed and submit for laboratory analysis.
7. Tabulate reinspection findings and submit for management planner review and recommendations with appropriate response actions based on the AHERA Damage Category of the ACBM.
8. Submit reinspection findings and management planner recommendations to the LEA within thirty (30) days for inclusion into the management plan.

### **IV. ABATEMENT HISTORY**

The information collected from the existing management plan and inspection report(s) and from interviews with the school official revealed that the following asbestos abatement was conducted at the school since the previous Three year Reinspection.

Abatement Dates:

### **V. REASSESSMENTS AND RECOMMENDATIONS**

The reassessments and recommendations are summarized in Tables I and II on the following pages. Detailed Hazard Assessment Sheets and Drawings and Photos (if applicable) are included in Appendix A.

### **VI. CONCLUSIONS**

The Building Three-Year reinspection has been completed and response actions have been recommended for both friable and non-friable ACBM. A timely execution of the response actions recommended will enable the LEA and the Designated Person(s) to effectively manage the existing ACBM.

This three-year reinspection report should be inserted in the current Management plan at the CPS Central Office, and one (1) copy should be kept at the school for use when planning any renovation and/or demolition activities in areas where ACBM has been identified. Also, periodic surveillance documentation and any summary reports from any response actions that are executed at the school should be used to update the Management Plan.

### **III. METHODOLOGY**

Tasks performed on-site included the following:

1. Review current management plan, identify HA(s) and extract appropriate information.
2. Examine and verify abatement records.
3. Touch and visually and physically reinspect and reassess the condition of all friable known or assumed ACBM.
4. Touch and visually and physically reinspect all non-friable known or assumed ACBM to determine whether these materials have become friable since the last inspection or periodic surveillance.
5. Identify any condition changes that may affect Hazard ranking of known ACBM or Assumed ACBM, as well as any HA(s) that have become friable since the last reinspection.
6. Collect bulk samples from each newly discovered friable HA or previously assumed and submit for laboratory analysis.
7. Tabulate reinspection findings and submit for management planner review and recommendations with appropriate response actions based on the AHERA Damage Category of the ACBM.
8. Submit reinspection findings and management planner recommendations to the LEA within thirty (30) days for inclusion into the management plan.

### **IV. ABATEMENT HISTORY**

The information collected from the existing management plan and inspection report(s) and from interviews with the school official revealed that the following asbestos abatement was conducted at the school since the previous Three year Reinspection.

Abatement Dates:

### **V. REASSESSMENTS AND RECOMMENDATIONS**

The reassessments and recommendations are summarized in Tables I and II on the following pages. Detailed Hazard Assessment Sheets and Drawings and Photos (if applicable) are included in Appendix A.

### **VI. CONCLUSIONS**

The Building Three-Year reinspection has been completed and response actions have been recommended for both friable and non-friable ACBM. A timely execution of the response actions recommended will enable the LEA and the Designated Person(s) to effectively manage the existing ACBM.

This three-year reinspection report should be inserted in the current Management plan at the CPS Central Office, and one (1) copy should be kept at the school for use when planning any renovation and/or demolition activities in areas where ACBM has been identified. Also, periodic surveillance documentation and any summary reports from any response actions that are executed at the school should be used to update the Management Plan.

### **III. METHODOLOGY**

Tasks performed on-site included the following:

1. Review current management plan, identify HA(s) and extract appropriate information.
2. Examine and verify abatement records.
3. Touch and visually and physically reinspect and reassess the condition of all friable known or assumed ACBM.
4. Touch and visually and physically reinspect all non-friable known or assumed ACBM to determine whether these materials have become friable since the last inspection or periodic surveillance.
5. Identify any condition changes that may affect Hazard ranking of known ACBM or Assumed ACBM, as well as any HA(s) that have become friable since the last reinspection.
6. Collect bulk samples from each newly discovered friable HA or previously assumed and submit for laboratory analysis.
7. Tabulate reinspection findings and submit for management planner review and recommendations with appropriate response actions based on the AHERA Damage Category of the ACBM.
8. Submit reinspection findings and management planner recommendations to the LEA within thirty (30) days for inclusion into the management plan.

### **IV. ABATEMENT HISTORY**

The information collected from the existing management plan and inspection report(s) and from interviews with the school official revealed that the following asbestos abatement was conducted at the school since the previous Three year Reinspection.

Abatement Dates:

### **V. REASSESSMENTS AND RECOMMENDATIONS**

The reassessments and recommendations are summarized in Tables I and II on the following pages. Detailed Hazard Assessment Sheets and Drawings and Photos (if applicable) are included in Appendix A.

### **VI. CONCLUSIONS**

The Building Three-Year reinspection has been completed and response actions have been recommended for both friable and non-friable ACBM. A timely execution of the response actions recommended will enable the LEA and the Designated Person(s) to effectively manage the existing ACBM.

This three-year reinspection report should be inserted in the current Management plan at the CPS Central Office, and one (1) copy should be kept at the school for use when planning any renovation and/or demolition activities in areas where ACBM has been identified. Also, periodic surveillance documentation and any summary reports from any response actions that are executed at the school should be used to update the Management Plan.



### **III. METHODOLOGY**

Tasks performed on-site included the following:

1. Review current management plan, identify HA(s) and extract appropriate information.
2. Examine and verify abatement records.
3. Touch and visually and physically reinspect and reassess the condition of all friable known or assumed ACBM.
4. Touch and visually and physically reinspect all non-friable known or assumed ACBM to determine whether these materials have become friable since the last inspection or periodic surveillance.
5. Identify any condition changes that may affect Hazard ranking of known ACBM or Assumed ACBM, as well as any HA(s) that have become friable since the last reinspection.
6. Collect bulk samples from each newly discovered friable HA or previously assumed and submit for laboratory analysis.
7. Tabulate reinspection findings and submit for management planner review and recommendations with appropriate response actions based on the AHERA Damage Category of the ACBM.
8. Submit reinspection findings and management planner recommendations to the LEA within thirty (30) days for inclusion into the management plan.

### **IV. ABATEMENT HISTORY**

The information collected from the existing management plan and inspection report(s) and from interviews with the school official revealed that the following asbestos abatement was conducted at the school since the previous Three year Reinspection.

Abatement Dates:

### **V. REASSESSMENTS AND RECOMMENDATIONS**

The reassessments and recommendations are summarized in Tables I and II on the following pages. Detailed Hazard Assessment Sheets and Drawings and Photos (if applicable) are included in Appendix A.

### **VI. CONCLUSIONS**

The Building Three-Year reinspection has been completed and response actions have been recommended for both friable and non-friable ACBM. A timely execution of the response actions recommended will enable the LEA and the Designated Person(s) to effectively manage the existing ACBM.

This three-year reinspection report should be inserted in the current Management plan at the CPS Central Office, and one (1) copy should be kept at the school for use when planning any renovation and/or demolition activities in areas where ACBM has been identified. Also, periodic surveillance documentation and any summary reports from any response actions that are executed at the school should be used to update the Management Plan.

### **III. METHODOLOGY**

Tasks performed on-site included the following:

1. Review current management plan, identify HA(s) and extract appropriate information.
2. Examine and verify abatement records.
3. Touch and visually and physically reinspect and reassess the condition of all friable known or assumed ACBM.
4. Touch and visually and physically reinspect all non-friable known or assumed ACBM to determine whether these materials have become friable since the last inspection or periodic surveillance.
5. Identify any condition changes that may affect Hazard ranking of known ACBM or Assumed ACBM, as well as any HA(s) that have become friable since the last reinspection.
6. Collect bulk samples from each newly discovered friable HA or previously assumed and submit for laboratory analysis.
7. Tabulate reinspection findings and submit for management planner review and recommendations with appropriate response actions based on the AHERA Damage Category of the ACBM.
8. Submit reinspection findings and management planner recommendations to the LEA within thirty (30) days for inclusion into the management plan.

### **IV. ABATEMENT HISTORY**

The information collected from the existing management plan and inspection report(s) and from interviews with the school official revealed that the following asbestos abatement was conducted at the school since the previous Three year Reinspection.

Abatement Dates:

### **V. REASSESSMENTS AND RECOMMENDATIONS**

The reassessments and recommendations are summarized in Tables I and II on the following pages. Detailed Hazard Assessment Sheets and Drawings and Photos (if applicable) are included in Appendix A.

### **VI. CONCLUSIONS**

The Building Three-Year reinspection has been completed and response actions have been recommended for both friable and non-friable ACBM. A timely execution of the response actions recommended will enable the LEA and the Designated Person(s) to effectively manage the existing ACBM.

This three-year reinspection report should be inserted in the current Management plan at the CPS Central Office, and one (1) copy should be kept at the school for use when planning any renovation and/or demolition activities in areas where ACBM has been identified. Also, periodic surveillance documentation and any summary reports from any response actions that are executed at the school should be used to update the Management Plan.

### **III. METHODOLOGY**

Tasks performed on-site included the following:

1. Review current management plan, identify HA(s) and extract appropriate information.
2. Examine and verify abatement records.
3. Touch and visually and physically reinspect and reassess the condition of all friable known or assumed ACBM.
4. Touch and visually and physically reinspect all non-friable known or assumed ACBM to determine whether these materials have become friable since the last inspection or periodic surveillance.
5. Identify any condition changes that may affect Hazard ranking of known ACBM or Assumed ACBM, as well as any HA(s) that have become friable since the last reinspection.
6. Collect bulk samples from each newly discovered friable HA or previously assumed and submit for laboratory analysis.
7. Tabulate reinspection findings and submit for management planner review and recommendations with appropriate response actions based on the AHERA Damage Category of the ACBM.
8. Submit reinspection findings and management planner recommendations to the LEA within thirty (30) days for inclusion into the management plan.

### **IV. ABATEMENT HISTORY**

The information collected from the existing management plan and inspection report(s) and from interviews with the school official revealed that the following asbestos abatement was conducted at the school since the previous Three year Reinspection.

Abatement Dates:

### **V. REASSESSMENTS AND RECOMMENDATIONS**

The reassessments and recommendations are summarized in Tables I and II on the following pages. Detailed Hazard Assessment Sheets and Drawings and Photos (if applicable) are included in Appendix A.

### **VI. CONCLUSIONS**

The Building Three-Year reinspection has been completed and response actions have been recommended for both friable and non-friable ACBM. A timely execution of the response actions recommended will enable the LEA and the Designated Person(s) to effectively manage the existing ACBM.

This three-year reinspection report should be inserted in the current Management plan at the CPS Central Office, and one (1) copy should be kept at the school for use when planning any renovation and/or demolition activities in areas where ACBM has been identified. Also, periodic surveillance documentation and any summary reports from any response actions that are executed at the school should be used to update the Management Plan.

### **III. METHODOLOGY**

Tasks performed on-site included the following:

1. Review current management plan, identify HA(s) and extract appropriate information.
2. Examine and verify abatement records.
3. Touch and visually and physically reinspect and reassess the condition of all friable known or assumed ACBM.
4. Touch and visually and physically reinspect all non-friable known or assumed ACBM to determine whether these materials have become friable since the last inspection or periodic surveillance.
5. Identify any condition changes that may affect Hazard ranking of known ACBM or Assumed ACBM, as well as any HA(s) that have become friable since the last reinspection.
6. Collect bulk samples from each newly discovered friable HA or previously assumed and submit for laboratory analysis.
7. Tabulate reinspection findings and submit for management planner review and recommendations with appropriate response actions based on the AHERA Damage Category of the ACBM.
8. Submit reinspection findings and management planner recommendations to the LEA within thirty (30) days for inclusion into the management plan.

### **IV. ABATEMENT HISTORY**

The information collected from the existing management plan and inspection report(s) and from interviews with the school official revealed that the following asbestos abatement was conducted at the school since the previous Three year Reinspection.

Abatement Dates:

### **V. REASSESSMENTS AND RECOMMENDATIONS**

The reassessments and recommendations are summarized in Tables I and II on the following pages. Detailed Hazard Assessment Sheets and Drawings and Photos (if applicable) are included in Appendix A.

### **VI. CONCLUSIONS**

The Building Three-Year reinspection has been completed and response actions have been recommended for both friable and non-friable ACBM. A timely execution of the response actions recommended will enable the LEA and the Designated Person(s) to effectively manage the existing ACBM.

This three-year reinspection report should be inserted in the current Management plan at the CPS Central Office, and one (1) copy should be kept at the school for use when planning any renovation and/or demolition activities in areas where ACBM has been identified. Also, periodic surveillance documentation and any summary reports from any response actions that are executed at the school should be used to update the Management Plan.

### **III. METHODOLOGY**

Tasks performed on-site included the following:

1. Review current management plan, identify HA(s) and extract appropriate information.
2. Examine and verify abatement records.
3. Touch and visually and physically reinspect and reassess the condition of all friable known or assumed ACBM.
4. Touch and visually and physically reinspect all non-friable known or assumed ACBM to determine whether these materials have become friable since the last inspection or periodic surveillance.
5. Identify any condition changes that may affect Hazard ranking of known ACBM or Assumed ACBM, as well as any HA(s) that have become friable since the last reinspection.
6. Collect bulk samples from each newly discovered friable HA or previously assumed and submit for laboratory analysis.
7. Tabulate reinspection findings and submit for management planner review and recommendations with appropriate response actions based on the AHERA Damage Category of the ACBM.
8. Submit reinspection findings and management planner recommendations to the LEA within thirty (30) days for inclusion into the management plan.

### **IV. ABATEMENT HISTORY**

The information collected from the existing management plan and inspection report(s) and from interviews with the school official revealed that the following asbestos abatement was conducted at the school since the previous Three year Reinspection.

Abatement Dates:

### **V. REASSESSMENTS AND RECOMMENDATIONS**

The reassessments and recommendations are summarized in Tables I and II on the following pages. Detailed Hazard Assessment Sheets and Drawings and Photos (if applicable) are included in Appendix A.

### **VI. CONCLUSIONS**

The Building Three-Year reinspection has been completed and response actions have been recommended for both friable and non-friable ACBM. A timely execution of the response actions recommended will enable the LEA and the Designated Person(s) to effectively manage the existing ACBM.

This three-year reinspection report should be inserted in the current Management plan at the CPS Central Office, and one (1) copy should be kept at the school for use when planning any renovation and/or demolition activities in areas where ACBM has been identified. Also, periodic surveillance documentation and any summary reports from any response actions that are executed at the school should be used to update the Management Plan.

### **III. METHODOLOGY**

Tasks performed on-site included the following:

1. Review current management plan, identify HA(s) and extract appropriate information.
2. Examine and verify abatement records.
3. Touch and visually and physically reinspect and reassess the condition of all friable known or assumed ACBM.
4. Touch and visually and physically reinspect all non-friable known or assumed ACBM to determine whether these materials have become friable since the last inspection or periodic surveillance.
5. Identify any condition changes that may affect Hazard ranking of known ACBM or Assumed ACBM, as well as any HA(s) that have become friable since the last reinspection.
6. Collect bulk samples from each newly discovered friable HA or previously assumed and submit for laboratory analysis.
7. Tabulate reinspection findings and submit for management planner review and recommendations with appropriate response actions based on the AHERA Damage Category of the ACBM.
8. Submit reinspection findings and management planner recommendations to the LEA within thirty (30) days for inclusion into the management plan.

### **IV. ABATEMENT HISTORY**

The information collected from the existing management plan and inspection report(s) and from interviews with the school official revealed that the following asbestos abatement was conducted at the school since the previous Three year Reinspection.

Abatement Dates:

### **V. REASSESSMENTS AND RECOMMENDATIONS**

The reassessments and recommendations are summarized in Tables I and II on the following pages. Detailed Hazard Assessment Sheets and Drawings and Photos (if applicable) are included in Appendix A.

### **VI. CONCLUSIONS**

The Building Three-Year reinspection has been completed and response actions have been recommended for both friable and non-friable ACBM. A timely execution of the response actions recommended will enable the LEA and the Designated Person(s) to effectively manage the existing ACBM.

This three-year reinspection report should be inserted in the current Management plan at the CPS Central Office, and one (1) copy should be kept at the school for use when planning any renovation and/or demolition activities in areas where ACBM has been identified. Also, periodic surveillance documentation and any summary reports from any response actions that are executed at the school should be used to update the Management Plan.

### **III. METHODOLOGY**

Tasks performed on-site included the following:

1. Review current management plan, identify HA(s) and extract appropriate information.
2. Examine and verify abatement records.
3. Touch and visually and physically reinspect and reassess the condition of all friable known or assumed ACBM.
4. Touch and visually and physically reinspect all non-friable known or assumed ACBM to determine whether these materials have become friable since the last inspection or periodic surveillance.
5. Identify any condition changes that may affect Hazard ranking of known ACBM or Assumed ACBM, as well as any HA(s) that have become friable since the last reinspection.
6. Collect bulk samples from each newly discovered friable HA or previously assumed and submit for laboratory analysis.
7. Tabulate reinspection findings and submit for management planner review and recommendations with appropriate response actions based on the AHERA Damage Category of the ACBM.
8. Submit reinspection findings and management planner recommendations to the LEA within thirty (30) days for inclusion into the management plan.

### **IV. ABATEMENT HISTORY**

The information collected from the existing management plan and inspection report(s) and from interviews with the school official revealed that the following asbestos abatement was conducted at the school since the previous Three year Reinspection.

Abatement Dates:

### **V. REASSESSMENTS AND RECOMMENDATIONS**

The reassessments and recommendations are summarized in Tables I and II on the following pages. Detailed Hazard Assessment Sheets and Drawings and Photos (if applicable) are included in Appendix A.

### **VI. CONCLUSIONS**

The Building Three-Year reinspection has been completed and response actions have been recommended for both friable and non-friable ACBM. A timely execution of the response actions recommended will enable the LEA and the Designated Person(s) to effectively manage the existing ACBM.

This three-year reinspection report should be inserted in the current Management plan at the CPS Central Office, and one (1) copy should be kept at the school for use when planning any renovation and/or demolition activities in areas where ACBM has been identified. Also, periodic surveillance documentation and any summary reports from any response actions that are executed at the school should be used to update the Management Plan.

### **III. METHODOLOGY**

Tasks performed on-site included the following:

1. Review current management plan, identify HA(s) and extract appropriate information.
2. Examine and verify abatement records.
3. Touch and visually and physically reinspect and reassess the condition of all friable known or assumed ACBM.
4. Touch and visually and physically reinspect all non-friable known or assumed ACBM to determine whether these materials have become friable since the last inspection or periodic surveillance.
5. Identify any condition changes that may affect Hazard ranking of known ACBM or Assumed ACBM, as well as any HA(s) that have become friable since the last reinspection.
6. Collect bulk samples from each newly discovered friable HA or previously assumed and submit for laboratory analysis.
7. Tabulate reinspection findings and submit for management planner review and recommendations with appropriate response actions based on the AHERA Damage Category of the ACBM.
8. Submit reinspection findings and management planner recommendations to the LEA within thirty (30) days for inclusion into the management plan.

### **IV. ABATEMENT HISTORY**

The information collected from the existing management plan and inspection report(s) and from interviews with the school official revealed that the following asbestos abatement was conducted at the school since the previous Three year Reinspection.

Abatement Dates:

### **V. REASSESSMENTS AND RECOMMENDATIONS**

The reassessments and recommendations are summarized in Tables I and II on the following pages. Detailed Hazard Assessment Sheets and Drawings and Photos (if applicable) are included in Appendix A.

### **VI. CONCLUSIONS**

The Building Three-Year reinspection has been completed and response actions have been recommended for both friable and non-friable ACBM. A timely execution of the response actions recommended will enable the LEA and the Designated Person(s) to effectively manage the existing ACBM.

This three-year reinspection report should be inserted in the current Management plan at the CPS Central Office, and one (1) copy should be kept at the school for use when planning any renovation and/or demolition activities in areas where ACBM has been identified. Also, periodic surveillance documentation and any summary reports from any response actions that are executed at the school should be used to update the Management Plan.



### **III. METHODOLOGY**

Tasks performed on-site included the following:

1. Review current management plan, identify HA(s) and extract appropriate information.
2. Examine and verify abatement records.
3. Touch and visually and physically reinspect and reassess the condition of all friable known or assumed ACBM.
4. Touch and visually and physically reinspect all non-friable known or assumed ACBM to determine whether these materials have become friable since the last inspection or periodic surveillance.
5. Identify any condition changes that may affect Hazard ranking of known ACBM or Assumed ACBM, as well as any HA(s) that have become friable since the last reinspection.
6. Collect bulk samples from each newly discovered friable HA or previously assumed and submit for laboratory analysis.
7. Tabulate reinspection findings and submit for management planner review and recommendations with appropriate response actions based on the AHERA Damage Category of the ACBM.
8. Submit reinspection findings and management planner recommendations to the LEA within thirty (30) days for inclusion into the management plan.

### **IV. ABATEMENT HISTORY**

The information collected from the existing management plan and inspection report(s) and from interviews with the school official revealed that the following asbestos abatement was conducted at the school since the previous Three year Reinspection.

Abatement Dates:

### **V. REASSESSMENTS AND RECOMMENDATIONS**

The reassessments and recommendations are summarized in Tables I and II on the following pages. Detailed Hazard Assessment Sheets and Drawings and Photos (if applicable) are included in Appendix A.

### **VI. CONCLUSIONS**

The Building Three-Year reinspection has been completed and response actions have been recommended for both friable and non-friable ACBM. A timely execution of the response actions recommended will enable the LEA and the Designated Person(s) to effectively manage the existing ACBM.

This three-year reinspection report should be inserted in the current Management plan at the CPS Central Office, and one (1) copy should be kept at the school for use when planning any renovation and/or demolition activities in areas where ACBM has been identified. Also, periodic surveillance documentation and any summary reports from any response actions that are executed at the school should be used to update the Management Plan.

### **III. METHODOLOGY**

Tasks performed on-site included the following:

1. Review current management plan, identify HA(s) and extract appropriate information.
2. Examine and verify abatement records.
3. Touch and visually and physically reinspect and reassess the condition of all friable known or assumed ACBM.
4. Touch and visually and physically reinspect all non-friable known or assumed ACBM to determine whether these materials have become friable since the last inspection or periodic surveillance.
5. Identify any condition changes that may affect Hazard ranking of known ACBM or Assumed ACBM, as well as any HA(s) that have become friable since the last reinspection.
6. Collect bulk samples from each newly discovered friable HA or previously assumed and submit for laboratory analysis.
7. Tabulate reinspection findings and submit for management planner review and recommendations with appropriate response actions based on the AHERA Damage Category of the ACBM.
8. Submit reinspection findings and management planner recommendations to the LEA within thirty (30) days for inclusion into the management plan.

### **IV. ABATEMENT HISTORY**

The information collected from the existing management plan and inspection report(s) and from interviews with the school official revealed that the following asbestos abatement was conducted at the school since the previous Three year Reinspection.

Abatement Dates:

### **V. REASSESSMENTS AND RECOMMENDATIONS**

The reassessments and recommendations are summarized in Tables I and II on the following pages. Detailed Hazard Assessment Sheets and Drawings and Photos (if applicable) are included in Appendix A.

### **VI. CONCLUSIONS**

The Building Three-Year reinspection has been completed and response actions have been recommended for both friable and non-friable ACBM. A timely execution of the response actions recommended will enable the LEA and the Designated Person(s) to effectively manage the existing ACBM.

This three-year reinspection report should be inserted in the current Management plan at the CPS Central Office, and one (1) copy should be kept at the school for use when planning any renovation and/or demolition activities in areas where ACBM has been identified. Also, periodic surveillance documentation and any summary reports from any response actions that are executed at the school should be used to update the Management Plan.

### **III. METHODOLOGY**

Tasks performed on-site included the following:

1. Review current management plan, identify HA(s) and extract appropriate information.
2. Examine and verify abatement records.
3. Touch and visually and physically reinspect and reassess the condition of all friable known or assumed ACBM.
4. Touch and visually and physically reinspect all non-friable known or assumed ACBM to determine whether these materials have become friable since the last inspection or periodic surveillance.
5. Identify any condition changes that may affect Hazard ranking of known ACBM or Assumed ACBM, as well as any HA(s) that have become friable since the last reinspection.
6. Collect bulk samples from each newly discovered friable HA or previously assumed and submit for laboratory analysis.
7. Tabulate reinspection findings and submit for management planner review and recommendations with appropriate response actions based on the AHERA Damage Category of the ACBM.
8. Submit reinspection findings and management planner recommendations to the LEA within thirty (30) days for inclusion into the management plan.

### **IV. ABATEMENT HISTORY**

The information collected from the existing management plan and inspection report(s) and from interviews with the school official revealed that the following asbestos abatement was conducted at the school since the previous Three year Reinspection.

Abatement Dates:

### **V. REASSESSMENTS AND RECOMMENDATIONS**

The reassessments and recommendations are summarized in Tables I and II on the following pages. Detailed Hazard Assessment Sheets and Drawings and Photos (if applicable) are included in Appendix A.

### **VI. CONCLUSIONS**

The Building Three-Year reinspection has been completed and response actions have been recommended for both friable and non-friable ACBM. A timely execution of the response actions recommended will enable the LEA and the Designated Person(s) to effectively manage the existing ACBM.

This three-year reinspection report should be inserted in the current Management plan at the CPS Central Office, and one (1) copy should be kept at the school for use when planning any renovation and/or demolition activities in areas where ACBM has been identified. Also, periodic surveillance documentation and any summary reports from any response actions that are executed at the school should be used to update the Management Plan.

### **III. METHODOLOGY**

Tasks performed on-site included the following:

1. Review current management plan, identify HA(s) and extract appropriate information.
2. Examine and verify abatement records.
3. Touch and visually and physically reinspect and reassess the condition of all friable known or assumed ACBM.
4. Touch and visually and physically reinspect all non-friable known or assumed ACBM to determine whether these materials have become friable since the last inspection or periodic surveillance.
5. Identify any condition changes that may affect Hazard ranking of known ACBM or Assumed ACBM, as well as any HA(s) that have become friable since the last reinspection.
6. Collect bulk samples from each newly discovered friable HA or previously assumed and submit for laboratory analysis.
7. Tabulate reinspection findings and submit for management planner review and recommendations with appropriate response actions based on the AHERA Damage Category of the ACBM.
8. Submit reinspection findings and management planner recommendations to the LEA within thirty (30) days for inclusion into the management plan.

### **IV. ABATEMENT HISTORY**

The information collected from the existing management plan and inspection report(s) and from interviews with the school official revealed that the following asbestos abatement was conducted at the school since the previous Three year Reinspection.

Abatement Dates:

### **V. REASSESSMENTS AND RECOMMENDATIONS**

The reassessments and recommendations are summarized in Tables I and II on the following pages. Detailed Hazard Assessment Sheets and Drawings and Photos (if applicable) are included in Appendix A.

### **VI. CONCLUSIONS**

The Building Three-Year reinspection has been completed and response actions have been recommended for both friable and non-friable ACBM. A timely execution of the response actions recommended will enable the LEA and the Designated Person(s) to effectively manage the existing ACBM.

This three-year reinspection report should be inserted in the current Management plan at the CPS Central Office, and one (1) copy should be kept at the school for use when planning any renovation and/or demolition activities in areas where ACBM has been identified. Also, periodic surveillance documentation and any summary reports from any response actions that are executed at the school should be used to update the Management Plan.

### **III. METHODOLOGY**

Tasks performed on-site included the following:

1. Review current management plan, identify HA(s) and extract appropriate information.
2. Examine and verify abatement records.
3. Touch and visually and physically reinspect and reassess the condition of all friable known or assumed ACBM.
4. Touch and visually and physically reinspect all non-friable known or assumed ACBM to determine whether these materials have become friable since the last inspection or periodic surveillance.
5. Identify any condition changes that may affect Hazard ranking of known ACBM or Assumed ACBM, as well as any HA(s) that have become friable since the last reinspection.
6. Collect bulk samples from each newly discovered friable HA or previously assumed and submit for laboratory analysis.
7. Tabulate reinspection findings and submit for management planner review and recommendations with appropriate response actions based on the AHERA Damage Category of the ACBM.
8. Submit reinspection findings and management planner recommendations to the LEA within thirty (30) days for inclusion into the management plan.

### **IV. ABATEMENT HISTORY**

The information collected from the existing management plan and inspection report(s) and from interviews with the school official revealed that the following asbestos abatement was conducted at the school since the previous Three year Reinspection.

Abatement Dates:

### **V. REASSESSMENTS AND RECOMMENDATIONS**

The reassessments and recommendations are summarized in Tables I and II on the following pages. Detailed Hazard Assessment Sheets and Drawings and Photos (if applicable) are included in Appendix A.

### **VI. CONCLUSIONS**

The Building Three-Year reinspection has been completed and response actions have been recommended for both friable and non-friable ACBM. A timely execution of the response actions recommended will enable the LEA and the Designated Person(s) to effectively manage the existing ACBM.

This three-year reinspection report should be inserted in the current Management plan at the CPS Central Office, and one (1) copy should be kept at the school for use when planning any renovation and/or demolition activities in areas where ACBM has been identified. Also, periodic surveillance documentation and any summary reports from any response actions that are executed at the school should be used to update the Management Plan.

### **III. METHODOLOGY**

Tasks performed on-site included the following:

1. Review current management plan, identify HA(s) and extract appropriate information.
2. Examine and verify abatement records.
3. Touch and visually and physically reinspect and reassess the condition of all friable known or assumed ACBM.
4. Touch and visually and physically reinspect all non-friable known or assumed ACBM to determine whether these materials have become friable since the last inspection or periodic surveillance.
5. Identify any condition changes that may affect Hazard ranking of known ACBM or Assumed ACBM, as well as any HA(s) that have become friable since the last reinspection.
6. Collect bulk samples from each newly discovered friable HA or previously assumed and submit for laboratory analysis.
7. Tabulate reinspection findings and submit for management planner review and recommendations with appropriate response actions based on the AHERA Damage Category of the ACBM.
8. Submit reinspection findings and management planner recommendations to the LEA within thirty (30) days for inclusion into the management plan.

### **IV. ABATEMENT HISTORY**

The information collected from the existing management plan and inspection report(s) and from interviews with the school official revealed that the following asbestos abatement was conducted at the school since the previous Three year Reinspection.

Abatement Dates:

### **V. REASSESSMENTS AND RECOMMENDATIONS**

The reassessments and recommendations are summarized in Tables I and II on the following pages. Detailed Hazard Assessment Sheets and Drawings and Photos (if applicable) are included in Appendix A.

### **VI. CONCLUSIONS**

The Building Three-Year reinspection has been completed and response actions have been recommended for both friable and non-friable ACBM. A timely execution of the response actions recommended will enable the LEA and the Designated Person(s) to effectively manage the existing ACBM.

This three-year reinspection report should be inserted in the current Management plan at the CPS Central Office, and one (1) copy should be kept at the school for use when planning any renovation and/or demolition activities in areas where ACBM has been identified. Also, periodic surveillance documentation and any summary reports from any response actions that are executed at the school should be used to update the Management Plan.

### **III. METHODOLOGY**

Tasks performed on-site included the following:

1. Review current management plan, identify HA(s) and extract appropriate information.
2. Examine and verify abatement records.
3. Touch and visually and physically reinspect and reassess the condition of all friable known or assumed ACBM.
4. Touch and visually and physically reinspect all non-friable known or assumed ACBM to determine whether these materials have become friable since the last inspection or periodic surveillance.
5. Identify any condition changes that may affect Hazard ranking of known ACBM or Assumed ACBM, as well as any HA(s) that have become friable since the last reinspection.
6. Collect bulk samples from each newly discovered friable HA or previously assumed and submit for laboratory analysis.
7. Tabulate reinspection findings and submit for management planner review and recommendations with appropriate response actions based on the AHERA Damage Category of the ACBM.
8. Submit reinspection findings and management planner recommendations to the LEA within thirty (30) days for inclusion into the management plan.

### **IV. ABATEMENT HISTORY**

The information collected from the existing management plan and inspection report(s) and from interviews with the school official revealed that the following asbestos abatement was conducted at the school since the previous Three year Reinspection.

Abatement Dates:

### **V. REASSESSMENTS AND RECOMMENDATIONS**

The reassessments and recommendations are summarized in Tables I and II on the following pages. Detailed Hazard Assessment Sheets and Drawings and Photos (if applicable) are included in Appendix A.

### **VI. CONCLUSIONS**

The Building Three-Year reinspection has been completed and response actions have been recommended for both friable and non-friable ACBM. A timely execution of the response actions recommended will enable the LEA and the Designated Person(s) to effectively manage the existing ACBM.

This three-year reinspection report should be inserted in the current Management plan at the CPS Central Office, and one (1) copy should be kept at the school for use when planning any renovation and/or demolition activities in areas where ACBM has been identified. Also, periodic surveillance documentation and any summary reports from any response actions that are executed at the school should be used to update the Management Plan.

### **III. METHODOLOGY**

Tasks performed on-site included the following:

1. Review current management plan, identify HA(s) and extract appropriate information.
2. Examine and verify abatement records.
3. Touch and visually and physically reinspect and reassess the condition of all friable known or assumed ACBM.
4. Touch and visually and physically reinspect all non-friable known or assumed ACBM to determine whether these materials have become friable since the last inspection or periodic surveillance.
5. Identify any condition changes that may affect Hazard ranking of known ACBM or Assumed ACBM, as well as any HA(s) that have become friable since the last reinspection.
6. Collect bulk samples from each newly discovered friable HA or previously assumed and submit for laboratory analysis.
7. Tabulate reinspection findings and submit for management planner review and recommendations with appropriate response actions based on the AHERA Damage Category of the ACBM.
8. Submit reinspection findings and management planner recommendations to the LEA within thirty (30) days for inclusion into the management plan.

### **IV. ABATEMENT HISTORY**

The information collected from the existing management plan and inspection report(s) and from interviews with the school official revealed that the following asbestos abatement was conducted at the school since the previous Three year Reinspection.

Abatement Dates:

### **V. REASSESSMENTS AND RECOMMENDATIONS**

The reassessments and recommendations are summarized in Tables I and II on the following pages. Detailed Hazard Assessment Sheets and Drawings and Photos (if applicable) are included in Appendix A.

### **VI. CONCLUSIONS**

The Building Three-Year reinspection has been completed and response actions have been recommended for both friable and non-friable ACBM. A timely execution of the response actions recommended will enable the LEA and the Designated Person(s) to effectively manage the existing ACBM.

This three-year reinspection report should be inserted in the current Management plan at the CPS Central Office, and one (1) copy should be kept at the school for use when planning any renovation and/or demolition activities in areas where ACBM has been identified. Also, periodic surveillance documentation and any summary reports from any response actions that are executed at the school should be used to update the Management Plan.



### **III. METHODOLOGY**

Tasks performed on-site included the following:

1. Review current management plan, identify HA(s) and extract appropriate information.
2. Examine and verify abatement records.
3. Touch and visually and physically reinspect and reassess the condition of all friable known or assumed ACBM.
4. Touch and visually and physically reinspect all non-friable known or assumed ACBM to determine whether these materials have become friable since the last inspection or periodic surveillance.
5. Identify any condition changes that may affect Hazard ranking of known ACBM or Assumed ACBM, as well as any HA(s) that have become friable since the last reinspection.
6. Collect bulk samples from each newly discovered friable HA or previously assumed and submit for laboratory analysis.
7. Tabulate reinspection findings and submit for management planner review and recommendations with appropriate response actions based on the AHERA Damage Category of the ACBM.
8. Submit reinspection findings and management planner recommendations to the LEA within thirty (30) days for inclusion into the management plan.

### **IV. ABATEMENT HISTORY**

The information collected from the existing management plan and inspection report(s) and from interviews with the school official revealed that the following asbestos abatement was conducted at the school since the previous Three year Reinspection.

Abatement Dates:

### **V. REASSESSMENTS AND RECOMMENDATIONS**

The reassessments and recommendations are summarized in Tables I and II on the following pages. Detailed Hazard Assessment Sheets and Drawings and Photos (if applicable) are included in Appendix A.

### **VI. CONCLUSIONS**

The Building Three-Year reinspection has been completed and response actions have been recommended for both friable and non-friable ACBM. A timely execution of the response actions recommended will enable the LEA and the Designated Person(s) to effectively manage the existing ACBM.

This three-year reinspection report should be inserted in the current Management plan at the CPS Central Office, and one (1) copy should be kept at the school for use when planning any renovation and/or demolition activities in areas where ACBM has been identified. Also, periodic surveillance documentation and any summary reports from any response actions that are executed at the school should be used to update the Management Plan.

### **III. METHODOLOGY**

Tasks performed on-site included the following:

1. Review current management plan, identify HA(s) and extract appropriate information.
2. Examine and verify abatement records.
3. Touch and visually and physically reinspect and reassess the condition of all friable known or assumed ACBM.
4. Touch and visually and physically reinspect all non-friable known or assumed ACBM to determine whether these materials have become friable since the last inspection or periodic surveillance.
5. Identify any condition changes that may affect Hazard ranking of known ACBM or Assumed ACBM, as well as any HA(s) that have become friable since the last reinspection.
6. Collect bulk samples from each newly discovered friable HA or previously assumed and submit for laboratory analysis.
7. Tabulate reinspection findings and submit for management planner review and recommendations with appropriate response actions based on the AHERA Damage Category of the ACBM.
8. Submit reinspection findings and management planner recommendations to the LEA within thirty (30) days for inclusion into the management plan.

### **IV. ABATEMENT HISTORY**

The information collected from the existing management plan and inspection report(s) and from interviews with the school official revealed that the following asbestos abatement was conducted at the school since the previous Three year Reinspection.

Abatement Dates:

### **V. REASSESSMENTS AND RECOMMENDATIONS**

The reassessments and recommendations are summarized in Tables I and II on the following pages. Detailed Hazard Assessment Sheets and Drawings and Photos (if applicable) are included in Appendix A.

### **VI. CONCLUSIONS**

The Building Three-Year reinspection has been completed and response actions have been recommended for both friable and non-friable ACBM. A timely execution of the response actions recommended will enable the LEA and the Designated Person(s) to effectively manage the existing ACBM.

This three-year reinspection report should be inserted in the current Management plan at the CPS Central Office, and one (1) copy should be kept at the school for use when planning any renovation and/or demolition activities in areas where ACBM has been identified. Also, periodic surveillance documentation and any summary reports from any response actions that are executed at the school should be used to update the Management Plan.

### **III. METHODOLOGY**

Tasks performed on-site included the following:

1. Review current management plan, identify HA(s) and extract appropriate information.
2. Examine and verify abatement records.
3. Touch and visually and physically reinspect and reassess the condition of all friable known or assumed ACBM.
4. Touch and visually and physically reinspect all non-friable known or assumed ACBM to determine whether these materials have become friable since the last inspection or periodic surveillance.
5. Identify any condition changes that may affect Hazard ranking of known ACBM or Assumed ACBM, as well as any HA(s) that have become friable since the last reinspection.
6. Collect bulk samples from each newly discovered friable HA or previously assumed and submit for laboratory analysis.
7. Tabulate reinspection findings and submit for management planner review and recommendations with appropriate response actions based on the AHERA Damage Category of the ACBM.
8. Submit reinspection findings and management planner recommendations to the LEA within thirty (30) days for inclusion into the management plan.

### **IV. ABATEMENT HISTORY**

The information collected from the existing management plan and inspection report(s) and from interviews with the school official revealed that the following asbestos abatement was conducted at the school since the previous Three year Reinspection.

Abatement Dates:

### **V. REASSESSMENTS AND RECOMMENDATIONS**

The reassessments and recommendations are summarized in Tables I and II on the following pages. Detailed Hazard Assessment Sheets and Drawings and Photos (if applicable) are included in Appendix A.

### **VI. CONCLUSIONS**

The Building Three-Year reinspection has been completed and response actions have been recommended for both friable and non-friable ACBM. A timely execution of the response actions recommended will enable the LEA and the Designated Person(s) to effectively manage the existing ACBM.

This three-year reinspection report should be inserted in the current Management plan at the CPS Central Office, and one (1) copy should be kept at the school for use when planning any renovation and/or demolition activities in areas where ACBM has been identified. Also, periodic surveillance documentation and any summary reports from any response actions that are executed at the school should be used to update the Management Plan.

### **III. METHODOLOGY**

Tasks performed on-site included the following:

1. Review current management plan, identify HA(s) and extract appropriate information.
2. Examine and verify abatement records.
3. Touch and visually and physically reinspect and reassess the condition of all friable known or assumed ACBM.
4. Touch and visually and physically reinspect all non-friable known or assumed ACBM to determine whether these materials have become friable since the last inspection or periodic surveillance.
5. Identify any condition changes that may affect Hazard ranking of known ACBM or Assumed ACBM, as well as any HA(s) that have become friable since the last reinspection.
6. Collect bulk samples from each newly discovered friable HA or previously assumed and submit for laboratory analysis.
7. Tabulate reinspection findings and submit for management planner review and recommendations with appropriate response actions based on the AHERA Damage Category of the ACBM.
8. Submit reinspection findings and management planner recommendations to the LEA within thirty (30) days for inclusion into the management plan.

### **IV. ABATEMENT HISTORY**

The information collected from the existing management plan and inspection report(s) and from interviews with the school official revealed that the following asbestos abatement was conducted at the school since the previous Three year Reinspection.

Abatement Dates:

### **V. REASSESSMENTS AND RECOMMENDATIONS**

The reassessments and recommendations are summarized in Tables I and II on the following pages. Detailed Hazard Assessment Sheets and Drawings and Photos (if applicable) are included in Appendix A.

### **VI. CONCLUSIONS**

The Building Three-Year reinspection has been completed and response actions have been recommended for both friable and non-friable ACBM. A timely execution of the response actions recommended will enable the LEA and the Designated Person(s) to effectively manage the existing ACBM.

This three-year reinspection report should be inserted in the current Management plan at the CPS Central Office, and one (1) copy should be kept at the school for use when planning any renovation and/or demolition activities in areas where ACBM has been identified. Also, periodic surveillance documentation and any summary reports from any response actions that are executed at the school should be used to update the Management Plan.

### **III. METHODOLOGY**

Tasks performed on-site included the following:

1. Review current management plan, identify HA(s) and extract appropriate information.
2. Examine and verify abatement records.
3. Touch and visually and physically reinspect and reassess the condition of all friable known or assumed ACBM.
4. Touch and visually and physically reinspect all non-friable known or assumed ACBM to determine whether these materials have become friable since the last inspection or periodic surveillance.
5. Identify any condition changes that may affect Hazard ranking of known ACBM or Assumed ACBM, as well as any HA(s) that have become friable since the last reinspection.
6. Collect bulk samples from each newly discovered friable HA or previously assumed and submit for laboratory analysis.
7. Tabulate reinspection findings and submit for management planner review and recommendations with appropriate response actions based on the AHERA Damage Category of the ACBM.
8. Submit reinspection findings and management planner recommendations to the LEA within thirty (30) days for inclusion into the management plan.

### **IV. ABATEMENT HISTORY**

The information collected from the existing management plan and inspection report(s) and from interviews with the school official revealed that the following asbestos abatement was conducted at the school since the previous Three year Reinspection.

Abatement Dates:

### **V. REASSESSMENTS AND RECOMMENDATIONS**

The reassessments and recommendations are summarized in Tables I and II on the following pages. Detailed Hazard Assessment Sheets and Drawings and Photos (if applicable) are included in Appendix A.

### **VI. CONCLUSIONS**

The Building Three-Year reinspection has been completed and response actions have been recommended for both friable and non-friable ACBM. A timely execution of the response actions recommended will enable the LEA and the Designated Person(s) to effectively manage the existing ACBM.

This three-year reinspection report should be inserted in the current Management plan at the CPS Central Office, and one (1) copy should be kept at the school for use when planning any renovation and/or demolition activities in areas where ACBM has been identified. Also, periodic surveillance documentation and any summary reports from any response actions that are executed at the school should be used to update the Management Plan.

### **III. METHODOLOGY**

Tasks performed on-site included the following:

1. Review current management plan, identify HA(s) and extract appropriate information.
2. Examine and verify abatement records.
3. Touch and visually and physically reinspect and reassess the condition of all friable known or assumed ACBM.
4. Touch and visually and physically reinspect all non-friable known or assumed ACBM to determine whether these materials have become friable since the last inspection or periodic surveillance.
5. Identify any condition changes that may affect Hazard ranking of known ACBM or Assumed ACBM, as well as any HA(s) that have become friable since the last reinspection.
6. Collect bulk samples from each newly discovered friable HA or previously assumed and submit for laboratory analysis.
7. Tabulate reinspection findings and submit for management planner review and recommendations with appropriate response actions based on the AHERA Damage Category of the ACBM.
8. Submit reinspection findings and management planner recommendations to the LEA within thirty (30) days for inclusion into the management plan.

### **IV. ABATEMENT HISTORY**

The information collected from the existing management plan and inspection report(s) and from interviews with the school official revealed that the following asbestos abatement was conducted at the school since the previous Three year Reinspection.

Abatement Dates:

### **V. REASSESSMENTS AND RECOMMENDATIONS**

The reassessments and recommendations are summarized in Tables I and II on the following pages. Detailed Hazard Assessment Sheets and Drawings and Photos (if applicable) are included in Appendix A.

### **VI. CONCLUSIONS**

The Building Three-Year reinspection has been completed and response actions have been recommended for both friable and non-friable ACBM. A timely execution of the response actions recommended will enable the LEA and the Designated Person(s) to effectively manage the existing ACBM.

This three-year reinspection report should be inserted in the current Management plan at the CPS Central Office, and one (1) copy should be kept at the school for use when planning any renovation and/or demolition activities in areas where ACBM has been identified. Also, periodic surveillance documentation and any summary reports from any response actions that are executed at the school should be used to update the Management Plan.

### **III. METHODOLOGY**

Tasks performed on-site included the following:

1. Review current management plan, identify HA(s) and extract appropriate information.
2. Examine and verify abatement records.
3. Touch and visually and physically reinspect and reassess the condition of all friable known or assumed ACBM.
4. Touch and visually and physically reinspect all non-friable known or assumed ACBM to determine whether these materials have become friable since the last inspection or periodic surveillance.
5. Identify any condition changes that may affect Hazard ranking of known ACBM or Assumed ACBM, as well as any HA(s) that have become friable since the last reinspection.
6. Collect bulk samples from each newly discovered friable HA or previously assumed and submit for laboratory analysis.
7. Tabulate reinspection findings and submit for management planner review and recommendations with appropriate response actions based on the AHERA Damage Category of the ACBM.
8. Submit reinspection findings and management planner recommendations to the LEA within thirty (30) days for inclusion into the management plan.

### **IV. ABATEMENT HISTORY**

The information collected from the existing management plan and inspection report(s) and from interviews with the school official revealed that the following asbestos abatement was conducted at the school since the previous Three year Reinspection.

Abatement Dates:

### **V. REASSESSMENTS AND RECOMMENDATIONS**

The reassessments and recommendations are summarized in Tables I and II on the following pages. Detailed Hazard Assessment Sheets and Drawings and Photos (if applicable) are included in Appendix A.

### **VI. CONCLUSIONS**

The Building Three-Year reinspection has been completed and response actions have been recommended for both friable and non-friable ACBM. A timely execution of the response actions recommended will enable the LEA and the Designated Person(s) to effectively manage the existing ACBM.

This three-year reinspection report should be inserted in the current Management plan at the CPS Central Office, and one (1) copy should be kept at the school for use when planning any renovation and/or demolition activities in areas where ACBM has been identified. Also, periodic surveillance documentation and any summary reports from any response actions that are executed at the school should be used to update the Management Plan.

### **III. METHODOLOGY**

Tasks performed on-site included the following:

1. Review current management plan, identify HA(s) and extract appropriate information.
2. Examine and verify abatement records.
3. Touch and visually and physically reinspect and reassess the condition of all friable known or assumed ACBM.
4. Touch and visually and physically reinspect all non-friable known or assumed ACBM to determine whether these materials have become friable since the last inspection or periodic surveillance.
5. Identify any condition changes that may affect Hazard ranking of known ACBM or Assumed ACBM, as well as any HA(s) that have become friable since the last reinspection.
6. Collect bulk samples from each newly discovered friable HA or previously assumed and submit for laboratory analysis.
7. Tabulate reinspection findings and submit for management planner review and recommendations with appropriate response actions based on the AHERA Damage Category of the ACBM.
8. Submit reinspection findings and management planner recommendations to the LEA within thirty (30) days for inclusion into the management plan.

### **IV. ABATEMENT HISTORY**

The information collected from the existing management plan and inspection report(s) and from interviews with the school official revealed that the following asbestos abatement was conducted at the school since the previous Three year Reinspection.

Abatement Dates:

### **V. REASSESSMENTS AND RECOMMENDATIONS**

The reassessments and recommendations are summarized in Tables I and II on the following pages. Detailed Hazard Assessment Sheets and Drawings and Photos (if applicable) are included in Appendix A.

### **VI. CONCLUSIONS**

The Building Three-Year reinspection has been completed and response actions have been recommended for both friable and non-friable ACBM. A timely execution of the response actions recommended will enable the LEA and the Designated Person(s) to effectively manage the existing ACBM.

This three-year reinspection report should be inserted in the current Management plan at the CPS Central Office, and one (1) copy should be kept at the school for use when planning any renovation and/or demolition activities in areas where ACBM has been identified. Also, periodic surveillance documentation and any summary reports from any response actions that are executed at the school should be used to update the Management Plan.



### **III. METHODOLOGY**

Tasks performed on-site included the following:

1. Review current management plan, identify HA(s) and extract appropriate information.
2. Examine and verify abatement records.
3. Touch and visually and physically reinspect and reassess the condition of all friable known or assumed ACBM.
4. Touch and visually and physically reinspect all non-friable known or assumed ACBM to determine whether these materials have become friable since the last inspection or periodic surveillance.
5. Identify any condition changes that may affect Hazard ranking of known ACBM or Assumed ACBM, as well as any HA(s) that have become friable since the last reinspection.
6. Collect bulk samples from each newly discovered friable HA or previously assumed and submit for laboratory analysis.
7. Tabulate reinspection findings and submit for management planner review and recommendations with appropriate response actions based on the AHERA Damage Category of the ACBM.
8. Submit reinspection findings and management planner recommendations to the LEA within thirty (30) days for inclusion into the management plan.

### **IV. ABATEMENT HISTORY**

The information collected from the existing management plan and inspection report(s) and from interviews with the school official revealed that the following asbestos abatement was conducted at the school since the previous Three year Reinspection.

Abatement Dates:

### **V. REASSESSMENTS AND RECOMMENDATIONS**

The reassessments and recommendations are summarized in Tables I and II on the following pages. Detailed Hazard Assessment Sheets and Drawings and Photos (if applicable) are included in Appendix A.

### **VI. CONCLUSIONS**

The Building Three-Year reinspection has been completed and response actions have been recommended for both friable and non-friable ACBM. A timely execution of the response actions recommended will enable the LEA and the Designated Person(s) to effectively manage the existing ACBM.

This three-year reinspection report should be inserted in the current Management plan at the CPS Central Office, and one (1) copy should be kept at the school for use when planning any renovation and/or demolition activities in areas where ACBM has been identified. Also, periodic surveillance documentation and any summary reports from any response actions that are executed at the school should be used to update the Management Plan.

### **III. METHODOLOGY**

Tasks performed on-site included the following:

1. Review current management plan, identify HA(s) and extract appropriate information.
2. Examine and verify abatement records.
3. Touch and visually and physically reinspect and reassess the condition of all friable known or assumed ACBM.
4. Touch and visually and physically reinspect all non-friable known or assumed ACBM to determine whether these materials have become friable since the last inspection or periodic surveillance.
5. Identify any condition changes that may affect Hazard ranking of known ACBM or Assumed ACBM, as well as any HA(s) that have become friable since the last reinspection.
6. Collect bulk samples from each newly discovered friable HA or previously assumed and submit for laboratory analysis.
7. Tabulate reinspection findings and submit for management planner review and recommendations with appropriate response actions based on the AHERA Damage Category of the ACBM.
8. Submit reinspection findings and management planner recommendations to the LEA within thirty (30) days for inclusion into the management plan.

### **IV. ABATEMENT HISTORY**

The information collected from the existing management plan and inspection report(s) and from interviews with the school official revealed that the following asbestos abatement was conducted at the school since the previous Three year Reinspection.

Abatement Dates:

### **V. REASSESSMENTS AND RECOMMENDATIONS**

The reassessments and recommendations are summarized in Tables I and II on the following pages. Detailed Hazard Assessment Sheets and Drawings and Photos (if applicable) are included in Appendix A.

### **VI. CONCLUSIONS**

The Building Three-Year reinspection has been completed and response actions have been recommended for both friable and non-friable ACBM. A timely execution of the response actions recommended will enable the LEA and the Designated Person(s) to effectively manage the existing ACBM.

This three-year reinspection report should be inserted in the current Management plan at the CPS Central Office, and one (1) copy should be kept at the school for use when planning any renovation and/or demolition activities in areas where ACBM has been identified. Also, periodic surveillance documentation and any summary reports from any response actions that are executed at the school should be used to update the Management Plan.

### **III. METHODOLOGY**

Tasks performed on-site included the following:

1. Review current management plan, identify HA(s) and extract appropriate information.
2. Examine and verify abatement records.
3. Touch and visually and physically reinspect and reassess the condition of all friable known or assumed ACBM.
4. Touch and visually and physically reinspect all non-friable known or assumed ACBM to determine whether these materials have become friable since the last inspection or periodic surveillance.
5. Identify any condition changes that may affect Hazard ranking of known ACBM or Assumed ACBM, as well as any HA(s) that have become friable since the last reinspection.
6. Collect bulk samples from each newly discovered friable HA or previously assumed and submit for laboratory analysis.
7. Tabulate reinspection findings and submit for management planner review and recommendations with appropriate response actions based on the AHERA Damage Category of the ACBM.
8. Submit reinspection findings and management planner recommendations to the LEA within thirty (30) days for inclusion into the management plan.

### **IV. ABATEMENT HISTORY**

The information collected from the existing management plan and inspection report(s) and from interviews with the school official revealed that the following asbestos abatement was conducted at the school since the previous Three year Reinspection.

Abatement Dates:

### **V. REASSESSMENTS AND RECOMMENDATIONS**

The reassessments and recommendations are summarized in Tables I and II on the following pages. Detailed Hazard Assessment Sheets and Drawings and Photos (if applicable) are included in Appendix A.

### **VI. CONCLUSIONS**

The Building Three-Year reinspection has been completed and response actions have been recommended for both friable and non-friable ACBM. A timely execution of the response actions recommended will enable the LEA and the Designated Person(s) to effectively manage the existing ACBM.

This three-year reinspection report should be inserted in the current Management plan at the CPS Central Office, and one (1) copy should be kept at the school for use when planning any renovation and/or demolition activities in areas where ACBM has been identified. Also, periodic surveillance documentation and any summary reports from any response actions that are executed at the school should be used to update the Management Plan.

### **III. METHODOLOGY**

Tasks performed on-site included the following:

1. Review current management plan, identify HA(s) and extract appropriate information.
2. Examine and verify abatement records.
3. Touch and visually and physically reinspect and reassess the condition of all friable known or assumed ACBM.
4. Touch and visually and physically reinspect all non-friable known or assumed ACBM to determine whether these materials have become friable since the last inspection or periodic surveillance.
5. Identify any condition changes that may affect Hazard ranking of known ACBM or Assumed ACBM, as well as any HA(s) that have become friable since the last reinspection.
6. Collect bulk samples from each newly discovered friable HA or previously assumed and submit for laboratory analysis.
7. Tabulate reinspection findings and submit for management planner review and recommendations with appropriate response actions based on the AHERA Damage Category of the ACBM.
8. Submit reinspection findings and management planner recommendations to the LEA within thirty (30) days for inclusion into the management plan.

### **IV. ABATEMENT HISTORY**

The information collected from the existing management plan and inspection report(s) and from interviews with the school official revealed that the following asbestos abatement was conducted at the school since the previous Three year Reinspection.

Abatement Dates:

### **V. REASSESSMENTS AND RECOMMENDATIONS**

The reassessments and recommendations are summarized in Tables I and II on the following pages. Detailed Hazard Assessment Sheets and Drawings and Photos (if applicable) are included in Appendix A.

### **VI. CONCLUSIONS**

The Building Three-Year reinspection has been completed and response actions have been recommended for both friable and non-friable ACBM. A timely execution of the response actions recommended will enable the LEA and the Designated Person(s) to effectively manage the existing ACBM.

This three-year reinspection report should be inserted in the current Management plan at the CPS Central Office, and one (1) copy should be kept at the school for use when planning any renovation and/or demolition activities in areas where ACBM has been identified. Also, periodic surveillance documentation and any summary reports from any response actions that are executed at the school should be used to update the Management Plan.

### **III. METHODOLOGY**

Tasks performed on-site included the following:

1. Review current management plan, identify HA(s) and extract appropriate information.
2. Examine and verify abatement records.
3. Touch and visually and physically reinspect and reassess the condition of all friable known or assumed ACBM.
4. Touch and visually and physically reinspect all non-friable known or assumed ACBM to determine whether these materials have become friable since the last inspection or periodic surveillance.
5. Identify any condition changes that may affect Hazard ranking of known ACBM or Assumed ACBM, as well as any HA(s) that have become friable since the last reinspection.
6. Collect bulk samples from each newly discovered friable HA or previously assumed and submit for laboratory analysis.
7. Tabulate reinspection findings and submit for management planner review and recommendations with appropriate response actions based on the AHERA Damage Category of the ACBM.
8. Submit reinspection findings and management planner recommendations to the LEA within thirty (30) days for inclusion into the management plan.

### **IV. ABATEMENT HISTORY**

The information collected from the existing management plan and inspection report(s) and from interviews with the school official revealed that the following asbestos abatement was conducted at the school since the previous Three year Reinspection.

Abatement Dates:

### **V. REASSESSMENTS AND RECOMMENDATIONS**

The reassessments and recommendations are summarized in Tables I and II on the following pages. Detailed Hazard Assessment Sheets and Drawings and Photos (if applicable) are included in Appendix A.

### **VI. CONCLUSIONS**

The Building Three-Year reinspection has been completed and response actions have been recommended for both friable and non-friable ACBM. A timely execution of the response actions recommended will enable the LEA and the Designated Person(s) to effectively manage the existing ACBM.

This three-year reinspection report should be inserted in the current Management plan at the CPS Central Office, and one (1) copy should be kept at the school for use when planning any renovation and/or demolition activities in areas where ACBM has been identified. Also, periodic surveillance documentation and any summary reports from any response actions that are executed at the school should be used to update the Management Plan.

### **III. METHODOLOGY**

Tasks performed on-site included the following:

1. Review current management plan, identify HA(s) and extract appropriate information.
2. Examine and verify abatement records.
3. Touch and visually and physically reinspect and reassess the condition of all friable known or assumed ACBM.
4. Touch and visually and physically reinspect all non-friable known or assumed ACBM to determine whether these materials have become friable since the last inspection or periodic surveillance.
5. Identify any condition changes that may affect Hazard ranking of known ACBM or Assumed ACBM, as well as any HA(s) that have become friable since the last reinspection.
6. Collect bulk samples from each newly discovered friable HA or previously assumed and submit for laboratory analysis.
7. Tabulate reinspection findings and submit for management planner review and recommendations with appropriate response actions based on the AHERA Damage Category of the ACBM.
8. Submit reinspection findings and management planner recommendations to the LEA within thirty (30) days for inclusion into the management plan.

### **IV. ABATEMENT HISTORY**

The information collected from the existing management plan and inspection report(s) and from interviews with the school official revealed that the following asbestos abatement was conducted at the school since the previous Three year Reinspection.

Abatement Dates:

### **V. REASSESSMENTS AND RECOMMENDATIONS**

The reassessments and recommendations are summarized in Tables I and II on the following pages. Detailed Hazard Assessment Sheets and Drawings and Photos (if applicable) are included in Appendix A.

### **VI. CONCLUSIONS**

The Building Three-Year reinspection has been completed and response actions have been recommended for both friable and non-friable ACBM. A timely execution of the response actions recommended will enable the LEA and the Designated Person(s) to effectively manage the existing ACBM.

This three-year reinspection report should be inserted in the current Management plan at the CPS Central Office, and one (1) copy should be kept at the school for use when planning any renovation and/or demolition activities in areas where ACBM has been identified. Also, periodic surveillance documentation and any summary reports from any response actions that are executed at the school should be used to update the Management Plan.

### **III. METHODOLOGY**

Tasks performed on-site included the following:

1. Review current management plan, identify HA(s) and extract appropriate information.
2. Examine and verify abatement records.
3. Touch and visually and physically reinspect and reassess the condition of all friable known or assumed ACBM.
4. Touch and visually and physically reinspect all non-friable known or assumed ACBM to determine whether these materials have become friable since the last inspection or periodic surveillance.
5. Identify any condition changes that may affect Hazard ranking of known ACBM or Assumed ACBM, as well as any HA(s) that have become friable since the last reinspection.
6. Collect bulk samples from each newly discovered friable HA or previously assumed and submit for laboratory analysis.
7. Tabulate reinspection findings and submit for management planner review and recommendations with appropriate response actions based on the AHERA Damage Category of the ACBM.
8. Submit reinspection findings and management planner recommendations to the LEA within thirty (30) days for inclusion into the management plan.

### **IV. ABATEMENT HISTORY**

The information collected from the existing management plan and inspection report(s) and from interviews with the school official revealed that the following asbestos abatement was conducted at the school since the previous Three year Reinspection.

Abatement Dates:

### **V. REASSESSMENTS AND RECOMMENDATIONS**

The reassessments and recommendations are summarized in Tables I and II on the following pages. Detailed Hazard Assessment Sheets and Drawings and Photos (if applicable) are included in Appendix A.

### **VI. CONCLUSIONS**

The Building Three-Year reinspection has been completed and response actions have been recommended for both friable and non-friable ACBM. A timely execution of the response actions recommended will enable the LEA and the Designated Person(s) to effectively manage the existing ACBM.

This three-year reinspection report should be inserted in the current Management plan at the CPS Central Office, and one (1) copy should be kept at the school for use when planning any renovation and/or demolition activities in areas where ACBM has been identified. Also, periodic surveillance documentation and any summary reports from any response actions that are executed at the school should be used to update the Management Plan.

### **III. METHODOLOGY**

Tasks performed on-site included the following:

1. Review current management plan, identify HA(s) and extract appropriate information.
2. Examine and verify abatement records.
3. Touch and visually and physically reinspect and reassess the condition of all friable known or assumed ACBM.
4. Touch and visually and physically reinspect all non-friable known or assumed ACBM to determine whether these materials have become friable since the last inspection or periodic surveillance.
5. Identify any condition changes that may affect Hazard ranking of known ACBM or Assumed ACBM, as well as any HA(s) that have become friable since the last reinspection.
6. Collect bulk samples from each newly discovered friable HA or previously assumed and submit for laboratory analysis.
7. Tabulate reinspection findings and submit for management planner review and recommendations with appropriate response actions based on the AHERA Damage Category of the ACBM.
8. Submit reinspection findings and management planner recommendations to the LEA within thirty (30) days for inclusion into the management plan.

### **IV. ABATEMENT HISTORY**

The information collected from the existing management plan and inspection report(s) and from interviews with the school official revealed that the following asbestos abatement was conducted at the school since the previous Three year Reinspection.

Abatement Dates:

### **V. REASSESSMENTS AND RECOMMENDATIONS**

The reassessments and recommendations are summarized in Tables I and II on the following pages. Detailed Hazard Assessment Sheets and Drawings and Photos (if applicable) are included in Appendix A.

### **VI. CONCLUSIONS**

The Building Three-Year reinspection has been completed and response actions have been recommended for both friable and non-friable ACBM. A timely execution of the response actions recommended will enable the LEA and the Designated Person(s) to effectively manage the existing ACBM.

This three-year reinspection report should be inserted in the current Management plan at the CPS Central Office, and one (1) copy should be kept at the school for use when planning any renovation and/or demolition activities in areas where ACBM has been identified. Also, periodic surveillance documentation and any summary reports from any response actions that are executed at the school should be used to update the Management Plan.



### **III. METHODOLOGY**

Tasks performed on-site included the following:

1. Review current management plan, identify HA(s) and extract appropriate information.
2. Examine and verify abatement records.
3. Touch and visually and physically reinspect and reassess the condition of all friable known or assumed ACBM.
4. Touch and visually and physically reinspect all non-friable known or assumed ACBM to determine whether these materials have become friable since the last inspection or periodic surveillance.
5. Identify any condition changes that may affect Hazard ranking of known ACBM or Assumed ACBM, as well as any HA(s) that have become friable since the last reinspection.
6. Collect bulk samples from each newly discovered friable HA or previously assumed and submit for laboratory analysis.
7. Tabulate reinspection findings and submit for management planner review and recommendations with appropriate response actions based on the AHERA Damage Category of the ACBM.
8. Submit reinspection findings and management planner recommendations to the LEA within thirty (30) days for inclusion into the management plan.

### **IV. ABATEMENT HISTORY**

The information collected from the existing management plan and inspection report(s) and from interviews with the school official revealed that the following asbestos abatement was conducted at the school since the previous Three year Reinspection.

Abatement Dates:

### **V. REASSESSMENTS AND RECOMMENDATIONS**

The reassessments and recommendations are summarized in Tables I and II on the following pages. Detailed Hazard Assessment Sheets and Drawings and Photos (if applicable) are included in Appendix A.

### **VI. CONCLUSIONS**

The Building Three-Year reinspection has been completed and response actions have been recommended for both friable and non-friable ACBM. A timely execution of the response actions recommended will enable the LEA and the Designated Person(s) to effectively manage the existing ACBM.

This three-year reinspection report should be inserted in the current Management plan at the CPS Central Office, and one (1) copy should be kept at the school for use when planning any renovation and/or demolition activities in areas where ACBM has been identified. Also, periodic surveillance documentation and any summary reports from any response actions that are executed at the school should be used to update the Management Plan.

### **III. METHODOLOGY**

Tasks performed on-site included the following:

1. Review current management plan, identify HA(s) and extract appropriate information.
2. Examine and verify abatement records.
3. Touch and visually and physically reinspect and reassess the condition of all friable known or assumed ACBM.
4. Touch and visually and physically reinspect all non-friable known or assumed ACBM to determine whether these materials have become friable since the last inspection or periodic surveillance.
5. Identify any condition changes that may affect Hazard ranking of known ACBM or Assumed ACBM, as well as any HA(s) that have become friable since the last reinspection.
6. Collect bulk samples from each newly discovered friable HA or previously assumed and submit for laboratory analysis.
7. Tabulate reinspection findings and submit for management planner review and recommendations with appropriate response actions based on the AHERA Damage Category of the ACBM.
8. Submit reinspection findings and management planner recommendations to the LEA within thirty (30) days for inclusion into the management plan.

### **IV. ABATEMENT HISTORY**

The information collected from the existing management plan and inspection report(s) and from interviews with the school official revealed that the following asbestos abatement was conducted at the school since the previous Three year Reinspection.

Abatement Dates:

### **V. REASSESSMENTS AND RECOMMENDATIONS**

The reassessments and recommendations are summarized in Tables I and II on the following pages. Detailed Hazard Assessment Sheets and Drawings and Photos (if applicable) are included in Appendix A.

### **VI. CONCLUSIONS**

The Building Three-Year reinspection has been completed and response actions have been recommended for both friable and non-friable ACBM. A timely execution of the response actions recommended will enable the LEA and the Designated Person(s) to effectively manage the existing ACBM.

This three-year reinspection report should be inserted in the current Management plan at the CPS Central Office, and one (1) copy should be kept at the school for use when planning any renovation and/or demolition activities in areas where ACBM has been identified. Also, periodic surveillance documentation and any summary reports from any response actions that are executed at the school should be used to update the Management Plan.

### **III. METHODOLOGY**

Tasks performed on-site included the following:

1. Review current management plan, identify HA(s) and extract appropriate information.
2. Examine and verify abatement records.
3. Touch and visually and physically reinspect and reassess the condition of all friable known or assumed ACBM.
4. Touch and visually and physically reinspect all non-friable known or assumed ACBM to determine whether these materials have become friable since the last inspection or periodic surveillance.
5. Identify any condition changes that may affect Hazard ranking of known ACBM or Assumed ACBM, as well as any HA(s) that have become friable since the last reinspection.
6. Collect bulk samples from each newly discovered friable HA or previously assumed and submit for laboratory analysis.
7. Tabulate reinspection findings and submit for management planner review and recommendations with appropriate response actions based on the AHERA Damage Category of the ACBM.
8. Submit reinspection findings and management planner recommendations to the LEA within thirty (30) days for inclusion into the management plan.

### **IV. ABATEMENT HISTORY**

The information collected from the existing management plan and inspection report(s) and from interviews with the school official revealed that the following asbestos abatement was conducted at the school since the previous Three year Reinspection.

Abatement Dates:

### **V. REASSESSMENTS AND RECOMMENDATIONS**

The reassessments and recommendations are summarized in Tables I and II on the following pages. Detailed Hazard Assessment Sheets and Drawings and Photos (if applicable) are included in Appendix A.

### **VI. CONCLUSIONS**

The Building Three-Year reinspection has been completed and response actions have been recommended for both friable and non-friable ACBM. A timely execution of the response actions recommended will enable the LEA and the Designated Person(s) to effectively manage the existing ACBM.

This three-year reinspection report should be inserted in the current Management plan at the CPS Central Office, and one (1) copy should be kept at the school for use when planning any renovation and/or demolition activities in areas where ACBM has been identified. Also, periodic surveillance documentation and any summary reports from any response actions that are executed at the school should be used to update the Management Plan.

### **III. METHODOLOGY**

Tasks performed on-site included the following:

1. Review current management plan, identify HA(s) and extract appropriate information.
2. Examine and verify abatement records.
3. Touch and visually and physically reinspect and reassess the condition of all friable known or assumed ACBM.
4. Touch and visually and physically reinspect all non-friable known or assumed ACBM to determine whether these materials have become friable since the last inspection or periodic surveillance.
5. Identify any condition changes that may affect Hazard ranking of known ACBM or Assumed ACBM, as well as any HA(s) that have become friable since the last reinspection.
6. Collect bulk samples from each newly discovered friable HA or previously assumed and submit for laboratory analysis.
7. Tabulate reinspection findings and submit for management planner review and recommendations with appropriate response actions based on the AHERA Damage Category of the ACBM.
8. Submit reinspection findings and management planner recommendations to the LEA within thirty (30) days for inclusion into the management plan.

### **IV. ABATEMENT HISTORY**

The information collected from the existing management plan and inspection report(s) and from interviews with the school official revealed that the following asbestos abatement was conducted at the school since the previous Three year Reinspection.

Abatement Dates:

### **V. REASSESSMENTS AND RECOMMENDATIONS**

The reassessments and recommendations are summarized in Tables I and II on the following pages. Detailed Hazard Assessment Sheets and Drawings and Photos (if applicable) are included in Appendix A.

### **VI. CONCLUSIONS**

The Building Three-Year reinspection has been completed and response actions have been recommended for both friable and non-friable ACBM. A timely execution of the response actions recommended will enable the LEA and the Designated Person(s) to effectively manage the existing ACBM.

This three-year reinspection report should be inserted in the current Management plan at the CPS Central Office, and one (1) copy should be kept at the school for use when planning any renovation and/or demolition activities in areas where ACBM has been identified. Also, periodic surveillance documentation and any summary reports from any response actions that are executed at the school should be used to update the Management Plan.

### **III. METHODOLOGY**

Tasks performed on-site included the following:

1. Review current management plan, identify HA(s) and extract appropriate information.
2. Examine and verify abatement records.
3. Touch and visually and physically reinspect and reassess the condition of all friable known or assumed ACBM.
4. Touch and visually and physically reinspect all non-friable known or assumed ACBM to determine whether these materials have become friable since the last inspection or periodic surveillance.
5. Identify any condition changes that may affect Hazard ranking of known ACBM or Assumed ACBM, as well as any HA(s) that have become friable since the last reinspection.
6. Collect bulk samples from each newly discovered friable HA or previously assumed and submit for laboratory analysis.
7. Tabulate reinspection findings and submit for management planner review and recommendations with appropriate response actions based on the AHERA Damage Category of the ACBM.
8. Submit reinspection findings and management planner recommendations to the LEA within thirty (30) days for inclusion into the management plan.

### **IV. ABATEMENT HISTORY**

The information collected from the existing management plan and inspection report(s) and from interviews with the school official revealed that the following asbestos abatement was conducted at the school since the previous Three year Reinspection.

Abatement Dates:

### **V. REASSESSMENTS AND RECOMMENDATIONS**

The reassessments and recommendations are summarized in Tables I and II on the following pages. Detailed Hazard Assessment Sheets and Drawings and Photos (if applicable) are included in Appendix A.

### **VI. CONCLUSIONS**

The Building Three-Year reinspection has been completed and response actions have been recommended for both friable and non-friable ACBM. A timely execution of the response actions recommended will enable the LEA and the Designated Person(s) to effectively manage the existing ACBM.

This three-year reinspection report should be inserted in the current Management plan at the CPS Central Office, and one (1) copy should be kept at the school for use when planning any renovation and/or demolition activities in areas where ACBM has been identified. Also, periodic surveillance documentation and any summary reports from any response actions that are executed at the school should be used to update the Management Plan.

### **III. METHODOLOGY**

Tasks performed on-site included the following:

1. Review current management plan, identify HA(s) and extract appropriate information.
2. Examine and verify abatement records.
3. Touch and visually and physically reinspect and reassess the condition of all friable known or assumed ACBM.
4. Touch and visually and physically reinspect all non-friable known or assumed ACBM to determine whether these materials have become friable since the last inspection or periodic surveillance.
5. Identify any condition changes that may affect Hazard ranking of known ACBM or Assumed ACBM, as well as any HA(s) that have become friable since the last reinspection.
6. Collect bulk samples from each newly discovered friable HA or previously assumed and submit for laboratory analysis.
7. Tabulate reinspection findings and submit for management planner review and recommendations with appropriate response actions based on the AHERA Damage Category of the ACBM.
8. Submit reinspection findings and management planner recommendations to the LEA within thirty (30) days for inclusion into the management plan.

### **IV. ABATEMENT HISTORY**

The information collected from the existing management plan and inspection report(s) and from interviews with the school official revealed that the following asbestos abatement was conducted at the school since the previous Three year Reinspection.

Abatement Dates:

### **V. REASSESSMENTS AND RECOMMENDATIONS**

The reassessments and recommendations are summarized in Tables I and II on the following pages. Detailed Hazard Assessment Sheets and Drawings and Photos (if applicable) are included in Appendix A.

### **VI. CONCLUSIONS**

The Building Three-Year reinspection has been completed and response actions have been recommended for both friable and non-friable ACBM. A timely execution of the response actions recommended will enable the LEA and the Designated Person(s) to effectively manage the existing ACBM.

This three-year reinspection report should be inserted in the current Management plan at the CPS Central Office, and one (1) copy should be kept at the school for use when planning any renovation and/or demolition activities in areas where ACBM has been identified. Also, periodic surveillance documentation and any summary reports from any response actions that are executed at the school should be used to update the Management Plan.

### **III. METHODOLOGY**

Tasks performed on-site included the following:

1. Review current management plan, identify HA(s) and extract appropriate information.
2. Examine and verify abatement records.
3. Touch and visually and physically reinspect and reassess the condition of all friable known or assumed ACBM.
4. Touch and visually and physically reinspect all non-friable known or assumed ACBM to determine whether these materials have become friable since the last inspection or periodic surveillance.
5. Identify any condition changes that may affect Hazard ranking of known ACBM or Assumed ACBM, as well as any HA(s) that have become friable since the last reinspection.
6. Collect bulk samples from each newly discovered friable HA or previously assumed and submit for laboratory analysis.
7. Tabulate reinspection findings and submit for management planner review and recommendations with appropriate response actions based on the AHERA Damage Category of the ACBM.
8. Submit reinspection findings and management planner recommendations to the LEA within thirty (30) days for inclusion into the management plan.

### **IV. ABATEMENT HISTORY**

The information collected from the existing management plan and inspection report(s) and from interviews with the school official revealed that the following asbestos abatement was conducted at the school since the previous Three year Reinspection.

Abatement Dates:

### **V. REASSESSMENTS AND RECOMMENDATIONS**

The reassessments and recommendations are summarized in Tables I and II on the following pages. Detailed Hazard Assessment Sheets and Drawings and Photos (if applicable) are included in Appendix A.

### **VI. CONCLUSIONS**

The Building Three-Year reinspection has been completed and response actions have been recommended for both friable and non-friable ACBM. A timely execution of the response actions recommended will enable the LEA and the Designated Person(s) to effectively manage the existing ACBM.

This three-year reinspection report should be inserted in the current Management plan at the CPS Central Office, and one (1) copy should be kept at the school for use when planning any renovation and/or demolition activities in areas where ACBM has been identified. Also, periodic surveillance documentation and any summary reports from any response actions that are executed at the school should be used to update the Management Plan.

**Table I**  
**Inspector's Reinspection Findings**

---



# Chicago Public Schools

**School** Jones Magnet High School **Unit** 47021 **Building ID** 1060  
**Address** 606 S. State **Region** 03

## ASBESTOS REINSPECTION FINDINGS AND RECOMMENDATIONS

### Inspector's Reinspection Findings Table 1

**Managing Environmental Consultant (MEC)** Carnow, Conibear and Associates

600 West Van Buren St., Ste 500 Chicago, IL, 60607

Phone: (312) 762-2900 Fax: (312) 782-5145

*Inspector's Comments are Summarized at the End of the Report*

---

HA No	Material Description	Material Quantity	Material Units	Material Location	Asbestos Type	Material Category	Friable	Damage Type	Damage Quantity	Damage Units	Change in Assessment Category	Damage Category	Damage Reason	Disturbance Potential
-------	----------------------	-------------------	----------------	-------------------	---------------	-------------------	---------	-------------	-----------------	--------------	-------------------------------	-----------------	---------------	-----------------------

# Chicago Public Schools

**School** Jones Magnet High School **Unit** 47021 **Building ID** 1060  
**Address** 606 S. State **Region** 03

## ASBESTOS REINSPECTION FINDINGS AND RECOMMENDATIONS

### Inspector's Reinspection Findings Table 1

**Managing Environmental Consultant (MEC)** Carnow, Conibear and Associates

600 West Van Buren St., Ste 500 Chicago, IL, 60607

Phone: (312) 762-2900 Fax: (312) 782-5145

*Inspector's Comments are Summarized at the End of the Report*

Reinspection Date <u>4/29/2025</u>
Inspector Name <u>Kenneth Karuhn</u>
<u>100-072785/15/2026</u>
Inspector's IDPH License Number / Expiration Date

### Inspector's Comments

HA Number:	Inspector Comments:
------------	---------------------

**Table II**

**Management Planner's Review**

---

# Chicago Public Schools

School Jones Magnet High School

Unit 47021

Building ID 1060

Address 606 S. State

Chicago, IL, 60605

Region 03

## ASBESTOS REINSPECTION FINDINGS AND RECOMMENDATIONS

### Management Planner's Review Table II

Managing Environmental Consultant (MEC) Carnow, Conibear and Associates

600 West Van Buren St., Ste 500  
Chicago, Il, 60607

Phone: (312) 762-2900

Fax: (312) 782-5145

### Management Planner's Comments Summarized at the End of the Report

HA Num	Material Description	Material Quantity	Material Units	Material Location	Asbestos Type	Material Category	Friable	Damage Quantity	Damage Units	Damage Category	Response
	12" x 12" White Floor Tile Mastic	1,000	SF	1st Floor Corridor & Locker Room, 3rd & 5th Floor s Lobby Areas, 304a & 504a (Alcove)	Chrysotile	MISC	No		SF	6 ACBM with the potential for damage	Follow O&M Plan
	12" x 12" Gray w/ White Floor Tile	800	SF	Classroom 504, 505, 502, 503, 403,402, 401, 407, 406, 405, 306, 307, 308, 304, 305, 206, 207, 200,201, 202, 217	Chrysotile	MISC	No		SF	6 ACBM with the potential for damage	Follow O&M Plan
	12" x 12" White w/ Gray Floor Tile Mastic	900	SF	Classrooms 600, faculty lounge	Chrysotile	MISC	No		SF	6 ACBM with the potential for damage	Follow O&M Plan
	12" x 12" Orange Floor Tile Mastic			Gym	Chrysotile	MISC					
	9" x 9" Tan Floor Tile Mastic	500	SF	North Stair Landings, Auditorium stage stairs	Chrysotile	MISC	No		SF	6 ACBM with the potential for damage	Follow O&M Plan
	Hard Plaster			3rd Through 5th Floor Corridors	No ACBM	SURFACE					
	9" x 9" White Floor Tile Mastic			ABATED	Abated	MISC					
	12" x 12" Blue and White Floor Tile	6,400	SF	Kitchen Supply Room, Cafeteria, Stair Landing & Entrance	Assumed	MISC	No		SF	6 ACBM with the potential for damage	Follow O&M Plan
	12" x 12" Blue & White Floor Tile Mastic	6,400	SF	Kitchen Supply Room, Cafeteria, Stairs, Entrance, Stair Landing	Assumed	MISC	No		SF	6 ACBM with the potential for damage	Follow O&M Plan
	Terrazo Floor	18,500	SF	Throughout Building	Assumed	MISC	No		SF	6 ACBM with the potential for damage	Follow O&M Plan
	Ceramic Tile and Grout	3,072	SF	All Bathroom Walls and Floor s	Assumed	MISC	No		SF	6 ACBM with the potential for damage	Follow O&M Plan
	Ceramic Tile Mastic	3,072	SF	All Bathrooms	Assumed	MISC	No		SF	6 ACBM with the potential for damage	Follow O&M Plan
	12" x 12" White w/ Specks Floor Tile			Kitchen Storage	Assumed	MISC					
	12" x 12" White w/ Specks Floor Tile Mastic			Kitchen Storage	Assumed	MISC					
	Window Expansion Caulk	15,000	LF	Throughout Building	Assumed	MISC	No		LF	6 ACBM with the potential for damage	Follow O&M Plan
	12" x 12" White w/ Blue Specks Floor Tile			Rooms 601, 602	Assumed	MISC					
	12" x 12" Gray w/ Black Specks Floor Tile			Rooms 601, 602	Assumed	MISC					
	12" x 12" White w/ Gray Specks Floor Tile	900	SF	Fitness room office	Assumed	MISC	No	10	SF	6 ACBM with the potential for damage	Repair
	2' x 4' White (Wormy) Ceiling Tile			Rooms 600, 601, and 606, Throughout 6th Floor Classrooms, 5th Floor Classrooms,	No ACBM	MISC					
	12" x 12" White w/ Blue Specks, Gray w/ Black Specks, White w/ Gray Specks Floor Tile Mastic	1,600	SF	Rooms 502,503	Assumed	MISC	No		SF	6 ACBM with the potential for damage	Follow O&M Plan
	12" x 12" White w/ Gray Specks Floor Tile	7,333	SF	Rooms 501, 502, 503, 504, 505, 506, 507, 401, 402, 403, 405, 406, 407, 304, 305, 306, 307, 308, 200/201 203, 206,	Assumed	MISC	No	20	SF	5 ACBM with potential for significant damage	Remove

# Chicago Public Schools

School Jones Magnet High School

Unit 47021

Building ID 1060

Address 606 S. State

Chicago, IL, 60605

Region 03

## ASBESTOS REINSPECTION FINDINGS AND RECOMMENDATIONS

### Management Planner's Review Table II

Managing Environmental Consultant (MEC) Carnow, Conibear and Associates

600 West Van Buren St., Ste 500  
Chicago, Il, 60607

Phone: (312) 762-2900

Fax: (312) 782-5145

### Management Planner's Comments Summarized at the End of the Report

HA Num	Material Description	Material Quantity	Material Units	Material Location	Asbestos Type	Material Category	Friable	Damage Quantity	Damage Units	Damage Category	Response
				207, 217, 302, 303, 202							
	12" x 12" Gold w/ White Specks Floor Tile	7,333	SF	Rooms 501, 502, 503, 504, 505, 506, 507, 401, 402, 403, 405, 406, 407, 304, 305, 306, 307, 308, 200/201 203, 206, 207, 217	Assumed	MISC	No		SF	6 ACBM with the potential for damage	Follow O&M Plan
	12" x 12" Gold w/ White Specks Floor Tile	7,333	SF	Rooms 501, 502, 503, 504, 505, 506, 507, 401, 402, 403, 405, 406, 407, 304, 305, 306, 307, 308, 200/201 203, 206, 207, 217, 202	Assumed	MISC	No		SF	6 ACBM with the potential for damage	Follow O&M Plan
	12" x 12" White w/ Gray Specks, Gold w/ White Specks, Gray w/ White Specks Vinyl Floor Tile Mastic	22,000	SF	Rooms 501, 502, 503, 504, 505, 506, 507, 401, 402, 403, 405, 406, 407, 304, 305, 306, 307, 308, 200/201 203, 206, 207, 217, 302, 303, 202	Assumed	MISC	No		SF	6 ACBM with the potential for damage	Follow O&M Plan
	2' x 2' Gray and Brown Checkered Carpet Mastic	2,100	SF	Rooms 203/204/205	Assumed	MISC	No		SF	6 ACBM with the potential for damage	Follow O&M Plan
	12" x 12" White w/ Gray Specks Vinyl Floor Tile	900	SF	Room 106	Assumed	MISC	No		SF	6 ACBM with the potential for damage	Follow O&M Plan
	2' x 2' Rubber Floor	1,000	SF	Room 105	Assumed	MISC	No		SF	6 ACBM with the potential for damage	Follow O&M Plan
	12" x 12" White w/ Gray Specks Vinyl Floor Tile Mastic	900	SF	Room 106, fitness room office	Assumed	MISC	No		SF	6 ACBM with the potential for damage	Follow O&M Plan
	Spray-On	800	SF	Engineer Office On Beams and Wall, 2nd Floor B Building Emergency Stairwell By Fitness Room	Assumed	SURFACE	Yes		SF	7 Any remaining friable ACBM or friable suspect ACBM	Follow O&M Plan
	Brown Baseboard			Throughout School	No ACBM	MISC					
	2" x 2" Blue Mottled Vinyl Floor Tile	4,400	SF	Rooms 601-602	Assumed	MISC	No		SF	6 ACBM with the potential for damage	Follow O&M Plan
	2" x 2" Blue Mottled Vinyl Floor Tile Adhesive	4,400	SF	Rooms 601-602	Assumed	MISC	No		SF	6 ACBM with the potential for damage	Follow O&M Plan
	2" x 2" Brown Mottled Vinyl Floor Tile	4,400	SF	Rooms 601-601	Assumed	MISC	No		SF	6 ACBM with the potential for damage	Follow O&M Plan
	2" x 2" Brown Mottled Vinyl Floor Tile Adhesive	4,400	SF	Rooms 601-602	Assumed	MISC	No		SF	6 ACBM with the potential for damage	Follow O&M Plan
	2" x 2" Beige Mottled Vinyl Floor Tile	4,400	SF	Rooms 601-602	Assumed	MISC	No		SF	6 ACBM with the potential for damage	Follow O&M Plan
	2" x 2" Beige Mottled Vinyl Floor Tile Adhesive	4,400	SF	Rooms 601-602	Assumed	MISC	No		SF	6 ACBM with the potential for damage	Follow O&M Plan
	Black Rubber Mat Adhesive	2,400	SF	Fitness Room 213	Assumed	MISC	No		SF	6 ACBM with the potential for damage	Follow O&M Plan
	Red Fire Caulk	5,000	SF	Throughout Building	Assumed	MISC	No		SF	6 ACBM with the potential for damage	Follow O&M Plan
	2' x 2' Smooth Texture Ceiling Tile	3,200	SF	2nd Floor Corridor, Classrooms: 224	Assumed	MISC	No		SF	6 ACBM with the potential for damage	Follow O&M Plan
	Black Stage Curtain	1,000	SF	Auditorium	Assumed	MISC	No		SF	6 ACBM with the potential for damage	Follow O&M Plan
	Brown Baseboard Mastic			Throughout Building	No ACBM	MISC					
	6" x 6" Red Ceramic Floor Tile	5,000	SF	Kitchen	Assumed	MISC	No		SF	6 ACBM with the potential for damage	Follow O&M Plan

# Chicago Public Schools

School Jones Magnet High School

Unit 47021

Building ID 1060

Address 606 S. State

Chicago, IL, 60605

Region 03

## ASBESTOS REINSPECTION FINDINGS AND RECOMMENDATIONS

### Management Planner's Review Table II

Managing Environmental Consultant (MEC) Carnow, Conibear and Associates

600 West Van Buren St., Ste 500  
Chicago, Il, 60607

Phone: (312) 762-2900

Fax: (312) 782-5145

### Management Planner's Comments Summarized at the End of the Report

HA Num	Material Description	Material Quantity	Material Units	Material Location	Asbestos Type	Material Category	Friable	Damage Quantity	Damage Units	Damage Category	Response
	2' x 4' Hard Plastic Ceiling Tile	4,500	SF	Kitchen Area	Assumed	MISC	No		SF	6 ACBM with the potential for damage	Follow O&M Plan
	Black Baseboard			Room 403 and 402	No ACBM	MISC					
	Black Baseboard Mastic			Classrooms 402 & 403	No ACBM	MISC					
	Carpet Mastic			Faculty Lunchroom, Library Room (500), Rooms 604 & 606, 105a, Faculty Lounge, 1st Floor Corridor by Offices, 105 Throughout,	No ACBM	MISC					
	Brown Linoleum			Under Lockers On the 1st, 2nd, 3rd, 4th, 5th & 6th Floor & Locker Alcoves 504a & 604a	No ACBM	MISC					
	Brown Linoleum Mastic			Under Lockers On the 1st, 2nd, 3rd, 4th, 5th & 6th Floor & Locker Alcoves 504a & 604a	No ACBM	MISC					
	Drywall			Throughout School	No ACBM	MISC					
	Exterior Brick - Non-AHERA			Throughout Exterior of Building	No ACBM	MISC					
	Exterior Brick Mortar - Non-AHERA			Exterior of Building	No ACBM	MISC					
	Exterior Joint Compound			Exterior of School	No ACBM	MISC					
	Roof Flashing - Non-AHERA			Roof, 6th Floor	Chrysotile	MISC					Follow O&M Plan
	Roof Core - Non-AHERA			Roof Above Rooms 600-608	No ACBM	MISC					
	Insulation Inside Fire Doors	2,750	SF	Throughout School	Assumed	MISC	No		SF	6 ACBM with the potential for damage	Follow O&M Plan
	Vibration Damper	100	SF	7th Floor Mechanical Room	Assumed	MISC	No		SF	6 ACBM with the potential for damage	Follow O&M Plan
	Roof Flashing - Non-AHERA			Above the 7th Floor	Chrysotile	MISC					Follow O&M Plan
	Roof Core - Non-AHERA			Above the 7th Floor Mechanical Room	No ACBM	MISC					
	Linoleum	4,500	SF	Rooms 601, 604, 603, 604a	Assumed	MISC	No		SF	6 ACBM with the potential for damage	Follow O&M Plan
	Linoleum Mastic	4,500	SF	Rooms 600, 601, 608, 604, 605, 604a, 500b, 400b, 300a&b	Assumed	MISC	No		SF	6 ACBM with the potential for damage	Follow O&M Plan
	12" x 12" Brown Floor Tile w/ White & Brown Specks			Room 606	Assumed	MISC					
	12" x 12" Brown Floor Tile w/ White & Brown Specks Mastic			Room 606	Assumed	MISC					
	Brown Linoleum	2,400	SF	Classrooms 606, 605	Assumed	MISC	No		SF	6 ACBM with the potential for damage	Follow O&M Plan
	Brown Linoleum Adhesive	2,400	SF	Classrooms 606, 605	Assumed	MISC	No		SF	6 ACBM with the potential for damage	Follow O&M Plan
	Black Lab Counters and Sinks	800	SF	Classrooms 603 - 606	Assumed	MISC	No		SF	6 ACBM with the potential for damage	Follow O&M Plan
	Black Lab Tables	340	SF	Classrooms 604 - 606	Assumed	MISC	No		SF	6 ACBM with the potential for damage	Follow O&M Plan

# Chicago Public Schools

School Jones Magnet High School

Unit 47021

Building ID 1060

Address 606 S. State

Chicago, IL, 60605

Region 03

## ASBESTOS REINSPECTION FINDINGS AND RECOMMENDATIONS

### Management Planner's Review Table II

Managing Environmental Consultant (MEC) Carnow, Conibear and Associates

600 West Van Buren St., Ste 500  
Chicago, Il, 60607

Phone: (312) 762-2900

Fax: (312) 782-5145

### Management Planner's Comments Summarized at the End of the Report

HA Num	Material Description	Material Quantity	Material Units	Material Location	Asbestos Type	Material Category	Friable	Damage Quantity	Damage Units	Damage Category	Response
	Fume Hood Interior Materials	120	SF	Classrooms 601a, 604a, 605a	Assumed	MISC	No		SF	6 ACBM with the potential for damage	Follow O&M Plan
	Gray Lab Counters and Sinks	480	SF	Classrooms 601 - 602, sink 105i	Assumed	MISC	No		SF	6 ACBM with the potential for damage	Follow O&M Plan
	Gray Lab Tables	260	SF	Classrooms 601 - 602	Assumed	MISC	No		SF	6 ACBM with the potential for damage	Follow O&M Plan
	12" x 12" White w/ Brown Streaks Floor Tile	26,750	SF	Classrooms and Offices 200 - 207, 214a, 214b, 217, 218, 300 - 307, 400 - 407, 500 - 507 and 2, 3, 4, 5, 6, D, 400a, 301, 101, 103	Assumed	MISC	No		SF	6 ACBM with the potential for damage	Follow O&M Plan
	12" x 12" White w/ Brown Streaks Floor Tile Mastic	26,750	SF	Classrooms and Offices 200 - 207, 214a, 214b, 217, 218, 300 - 307, 400 - 407, 500 - 507, 1, 2, 3, 4, 5, 6 , 301, 101, 103	Assumed	MISC	No		SF	6 ACBM with the potential for damage	Follow O&M Plan
	12" x 12" Brown Mix Floor Tile	5,152	SF	Classrooms and Offices 201 - 202, 204 - 207, 304 - 307, 401- 403, 405 - 407, 501 - 507 and 1, 2, 3, 4, 5, 6	Assumed	MISC	No		SF	6 ACBM with the potential for damage	Follow O&M Plan
	12" x 12" Brown Mix Floor Tile Mastic	5,152	SF	Classrooms and Offices 201 - 202, 204 - 207, 304 - 307, 401- 403, 405 - 407, 501 - 507, and 2, 3, 4, 5, 6	Assumed	MISC	No		SF	6 ACBM with the potential for damage	Follow O&M Plan
	12" x 12" Yellow Mix Floor Tile			Classrooms and Offices 201 - 202, 204 - 207, 304 - 307, 401- 403, 405 - 407, 501 - 507	Assumed	MISC					
	12" x 12" Yellow Mix Floor Tile Mastic			Classrooms and Offices 201 - 202, 204 - 207, 304 - 307, 401- 403, 405 - 407, 501 - 507	Assumed	MISC					
	12" x 12" Beige w/ Brown Streaks Floor Tile	100	SF	221 Office, kitchen office	Assumed	MISC	No		SF	6 ACBM with the potential for damage	Follow O&M Plan
	12" x 12" Beige w/ Brown Streaks Floor Tile Mastic	100	SF	221, 224, Office, kitchen office	Assumed	MISC	No		SF	6 ACBM with the potential for damage	Follow O&M Plan
	12" x 12" White w/ Medium Brown Specks Floor Tile	500	SF	Auditoriumexits by Stairs, Cafe.Mgr.Off.	Assumed	MISC	No		SF	6 ACBM with the potential for damage	Follow O&M Plan
	12" x 12" White w/ Medium Brown Specks Floor Tile Mastic	500	SF	Auditoriumexits by Stairs, Cafeteria/Foyer, Kitchencorridor/Lwerstairs, Perf. Artsstairway, Cafe.Mgr.Off.	Assumed	MISC	No		SF	6 ACBM with the potential for damage	Follow O&M Plan
	12" x 12" Brown w/ Specks Floor Tile	2,700	SF	Auditorium and Stage, Kitchen Office	Assumed	MISC	No		SF	6 ACBM with the potential for damage	Follow O&M Plan
	12" x 12" Brown w/ Specks Floor Tile Mastic	2,700	SF	Auditorium and Stage & Kitchen Office	Assumed	MISC	No		SF	6 ACBM with the potential for damage	Follow O&M Plan
	12" x 12" Beige w/ Gray Floor Tile	1,200	SF	Corridor WomensPerforooming Arts Wing	Assumed	MISC	No		SF	6 ACBM with the potential for damage	Follow O&M Plan

# Chicago Public Schools

School Jones Magnet High School

Unit 47021

Building ID 1060

Address 606 S. State

Chicago, IL, 60605

Region 03

## ASBESTOS REINSPECTION FINDINGS AND RECOMMENDATIONS

### Management Planner's Review Table II

Managing Environmental Consultant (MEC) Carnow, Conibear and Associates

600 West Van Buren St., Ste 500  
Chicago, Il, 60607

Phone: (312) 762-2900

Fax: (312) 782-5145

### Management Planner's Comments Summarized at the End of the Report

HA Num	Material Description	Material Quantity	Material Units	Material Location	Asbestos Type	Material Category	Friable	Damage Quantity	Damage Units	Damage Category	Response
	12" x 12" Beige w/ Gray Floor Tile Mastic	1,200	SF	Corridor WomensCafeteria, Stair Landings, Corridor WomensPerforooming Arts Wing	Assumed	MISC	No		SF	6 ACBM with the potential for damage	Follow O&M Plan
	12" x 12" Dark Gray w/ Light Gray Floor Tile	1,150	SF	Engineer's Office, 105i, 105j, Elevator	Assumed	MISC	No		SF	6 ACBM with the potential for damage	Follow O&M Plan
	12" x 12" Dark Gray w/ Light Gray Floor Tile Mastic	1,150	SF	Engineer's Office, 105i, 105j, Elevator	Assumed	MISC	No	2	SF	6 ACBM with the potential for damage	Repair
	12" x 12" White w/ Gray Patches Floor Tile	575	SF	As Patches in Cafeteria, Kitchen Storage and Elevators, 300 patches	Assumed	MISC	No		SF	6 ACBM with the potential for damage	Follow O&M Plan
	12" x 12" White w/ Gray Patches Floor Tile Mastic	554	SF	As Patches in Cafeteria, Kitchen Storage and Elevators	Assumed	MISC	No		SF	6 ACBM with the potential for damage	Follow O&M Plan
	4" Gray Vinyl Baseboard	116	LF	Engineer's Office	Assumed	MISC	No		LF	6 ACBM with the potential for damage	Follow O&M Plan
	4" Gray Vinyl Baseboard Adhesive	116	LF	Engineer's Office	Assumed	MISC	No		LF	6 ACBM with the potential for damage	Follow O&M Plan
	12" x 12" Brown w/ Beige Floor Tile	6,600	SF	Perforooming Arts Foyer, 221 & Office, 224, Lecture Hall & Stage, Theater, 2nd floor corridor D building , 222 D building	Chrysotile	MISC	No		SF	6 ACBM with the potential for damage	Follow O&M Plan
	12" x 12" White Floor Tile	1,000	SF	1st Floor Corridor & Locker Room, 3rd & 5th Floor s Lobby Areas, 304a & 504a (Alcove)	Assumed	MISC	No		SF	6 ACBM with the potential for damage	Follow O&M Plan
	12" x 12" White W/ Gray Floor Tile	990	SF	Classrooms 600, 224 office, faculty lounge	Assumed	MISC	No		SF	6 ACBM with the potential for damage	Follow O&M Plan
	9" x 9" Tan Floor Tile	400	SF	North Stair Landings, Auditorium stage stairs	Chrysotile	MISC	No		SF	6 ACBM with the potential for damage	Follow O&M Plan
	4" Brown Vinyl Baseboard			605a	Assumed	MISC					
	4" Brown Vinyl Baseboard Adhesive			605a	Assumed	MISC					
	4" Beige Vinyl Baseboard	950	LF	Office Area and Classrooms 600, 604, 604a	Assumed	MISC	No		LF	6 ACBM with the potential for damage	Follow O&M Plan
	4" Beige Vinyl Baseboard Adhesive	950	LF	Office Area and Classrooms 600, 604, 604a	Assumed	MISC	No		LF	6 ACBM with the potential for damage	Follow O&M Plan
	4" Yellow Vinyl Baseboard			Classrooms 601, 602	Assumed	MISC					
	4" Yellow Vinyl Baseboard Adhesive			Classrooms 601, 602	Assumed	MISC					
	4" Cream Vinyl Baseboard	4,100	LF	Library, Classrooms & Offices 200-207, 214a, 214b, 217, 218, 300-308, 400-403, 405-407, 500-507, 1, 2, 3, 4, 5 , 6, 301, 101, 103,	Assumed	MISC	No		LF	6 ACBM with the potential for damage	Follow O&M Plan
	4" Cream Vinyl Baseboard Adhesive	4,100	LF	Library, Classrooms & Offices 200-207,	Assumed	MISC	No		LF	6 ACBM with the potential for damage	Follow O&M Plan



# Chicago Public Schools

**School** Jones Magnet High School

**Unit** 47021

**Building ID** 1060

**Address** 606 S. State

Chicago, IL, 60605

**Region** 03

## ASBESTOS REINSPECTION FINDINGS AND RECOMMENDATIONS

### Management Planner's Review Table II

**Managing Environmental Consultant (MEC)** Carnow, Conibear and Associates

600 West Van Buren St., Ste 500  
Chicago, Il, 60607

Phone: (312) 762-2900

Fax: (312) 782-5145

### *Management Planner's Comments Summarized at the End of the Report*

HA Num	Material Description	Material Quantity	Material Units	Material Location	Asbestos Type	Material Category	Friable	Damage Quantity	Damage Units	Damage Category	Response
				214a, 214b, 217, 218, 300-308, 400-403, 405-407, 500-507, 1, 2, 3, 4, 5 , 6, 301, 101, 103							
	4" Gray Vinyl Baseboard	400	LF	2nd-6th Floor Corridors, Classroom 404, 601-602	Assumed	MISC	No		LF	6 ACBM with the potential for damage	Follow O&M Plan
	4" Gray Vinyl Baseboard Adhesive	400	LF	2nd-6th Floor Corridors, Classroom 404	Assumed	MISC	No		LF	6 ACBM with the potential for damage	Follow O&M Plan
	Marker Board Adhesive	1,000	SF	Classrooms 201, 301, 304-308, 401-407, 501-507, 601, 602, 604-606	Assumed	MISC	No		SF	6 ACBM with the potential for damage	Follow O&M Plan
	Poster Board Adhesive	440	LF	Classrooms 201, 202, 204-207, 307, 308, 604, 605 and the 3rd and 6th Floor Corridors, 601, 602	Assumed	MISC	No		LF	6 ACBM with the potential for damage	Follow O&M Plan
	Stair Treads	630	SF	Rear Stairway	Assumed	MISC	No		SF	6 ACBM with the potential for damage	Follow O&M Plan
	Stair Tread Adhesive	630	SF	Rear Stairway	Assumed	MISC	No		SF	6 ACBM with the potential for damage	Follow O&M Plan
	2' x 4' Lay-in Ceiling Panels	87,000	SF	1st - 6th Floor Classrooms, Library, Offices, Corridors, Engineer office	Assumed	MISC	Yes		SF	7 Any remaining friable ACBM or friable suspect ACBM	Follow O&M Plan
	Gray Rubber Flooring Adhesive	600	SF	Shipping/Receiving Dock	Assumed	MISC	No		SF	6 ACBM with the potential for damage	Follow O&M Plan
	Gray Carpet Adhesive	1,144	SF	Classroom 404	Assumed	MISC	No		SF	6 ACBM with the potential for damage	Follow O&M Plan
	Brown/Gray Carpet Adhesive	7,000	SF	1st Floor Offices, Fitness Room 213	Assumed	MISC	No		SF	6 ACBM with the potential for damage	Follow O&M Plan
	Drywall	12,000	SF	1st - 6th Floor Classrooms, Library, Offices, Corridors, 2nd floor locker room	Assumed	MISC	No	25	SF	6 ACBM with the potential for damage	Repair
	Drywall Compound	12,000	SF	1st - 6th Floor Classrooms, Library, Offices, Corridors	Assumed	MISC	No		SF	6 ACBM with the potential for damage	Follow O&M Plan
	Chalk Board Adhesive	700	SF	Classrooms 201, 202, 204-207	Assumed	MISC	No		SF	6 ACBM with the potential for damage	Follow O&M Plan
	12" x 12" Blue Floor Tile	15	SF	2nd Floor Hall Between 2 Buildings Near Room 221	Assumed	MISC	No		SF	6 ACBM with the potential for damage	Follow O&M Plan
	12" x 12" Blue Floor Tile Mastic	15	SF	2nd Floor Hall Between 2 Buildings Near Room 221	Assumed	MISC	No		SF	6 ACBM with the potential for damage	Follow O&M Plan
	Elbows on Fiberglass Pipe Runs	65	LF	7th Floor Mechanical Room	Amosite	TSI	Yes		LF	7 Any remaining friable ACBM or friable suspect ACBM	Follow O&M Plan
	Elbows on Fiberglass Pipe Runs	250	LF	Throughout School	Chrysotile	TSI	Yes		LF	7 Any remaining friable ACBM or friable suspect ACBM	Follow O&M Plan
	Breeching Duct Insulation	50	SF	Boiler Room and Chiller Area	Chrysotile	TSI	No		SF	6 ACBM with the potential for damage	Follow O&M Plan
	Tank Insulation (Tar Paper)	500	SF	Boiler Room and Chiller Room	Chrysotile	TSI	No		SF	6 ACBM with the potential for damage	Follow O&M Plan

# Chicago Public Schools

**School** Jones Magnet High School

**Unit** 47021

**Building ID** 1060

**Address** 606 S. State

Chicago, IL, 60605

**Region** 03

## ASBESTOS REINSPECTION FINDINGS AND RECOMMENDATIONS

### Management Planner's Review Table II

**Managing Environmental Consultant (MEC)** Carnow, Conibear and Associates

600 West Van Buren St., Ste 500  
Chicago, Il, 60607

Phone: (312) 762-2900

Fax: (312) 782-5145

### *Management Planner's Comments Summarized at the End of the Report*

HA Num	Material Description	Material Quantity	Material Units	Material Location	Asbestos Type	Material Category	Friable	Damage Quantity	Damage Units	Damage Category	Response
	Pipe Insulation Tar Paper			Boiler Room	No ACBM	TSI					
	1' x 1' Grooved Splined White Ceiling Tile	2,000	SF	Two Floor s of the Building	Assumed	MISC	Yes		SF	7 Any remaining friable ACBM or friable suspect ACBM	Follow O&M Plan
	Gray Coating Inder The Kitchen Sink	5	SF	Kitchen and Office Area	Assumed	MISC	No		SF	6 ACBM with the potential for damage	Follow O&M Plan
	Boiler Gasket Insulation			Boiler Room	No ACBM	MISC					
	Tank Insulation			Mechanical Area by Kitchen	Assumed	MISC					

# Chicago Public Schools

**School** Jones Magnet High School

**Unit** 47021

**Building ID** 1060

**Address** 606 S. State

Chicago, IL, 60605

**Region** 03

## ASBESTOS REINSPECTION FINDINGS AND RECOMMENDATIONS

### Management Planner's Review Table II

**Managing Environmental Consultant (MEC)** Carnow, Conibear and Associates

600 West Van Buren St., Ste 500  
Chicago, Il, 60607

Phone: (312) 762-2900

Fax: (312) 782-5145

### *Management Planner's Comments Summarized at the End of the Report*

Review Date	05/20/2025
Manager Planner Name	Jackson Montgomery
100-20634	5/15/2026
Manager IDPH License No/Expiration	

HA Number	Management Comments
	Sample to determine ACM content, remove or repair to intact.

# APPENDIX A

## Assessment Sheets, Drawings and Photos

---

# Chicago Public Schools

Carnow, Conibear and Associates

**2025 AHERA REINSPECTION**

## Inspector Assessment Form (REASSESSMENT)

LEA NAME: **Chicago Public Schools** UNIT NUMBER: BUIDLING ID:  
CITY/STATE: **Chicago, Illinois** AHERA INSPECTOR:  
SCHOOL NAME: INSPECTION DATE:  
ADDRESS: IDPH LICENSE NO:

---

## INFORMATION FROM PREVIOUS INSPECTION

HOMOGENEOUS AREA:

MATERIAL DESCRIPTION:

HISTORICAL AHERA DAMAGE CATEGORY **ACBM with the potential for damage**

HISTORICAL DAMAGE REASON: **Physical Damage**

HISTORICAL RESPONSE ACTION: **Follow O&M Plan**

ASBESTOS TYPE: FRIABLE:

---

## RESULTS OF REINSPECTION AND REASSESSMENT

This homogeneous area was reinspected and reassessed in accordance with Section 763.85 and 763.88 of AHERA and it's condition HAS NOT CHANGED when compared to the conditions of the last AHERA reinspection.

The current AHERA DAMAGE CATEGORY is determined to be . **ACBM with the potential for damage**

DAMAGE REASON: **Physical Damage**

DISTURBANCE POTENTIAL:

MATERIAL LOCATION:

MATERIAL QUANTITY: MATERIAL UNITS:

DAMAGE QUANTITY: DAMAGE UNITS:

COMMENTS:

Inspector's Signature:



Date: **04/29/2025**

# Chicago Public Schools

Carnow, Conibear and Associates

**2025 AHERA REINSPECTION**

## Management Planner Review Form

LEA NAME: **Chicago Public Schools** UNIT NUMBER: BUIDLING ID:  
CITY/STATE: **Chicago, Illinois** MANAGEMENT PLANNER:  
SCHOOL NAME: REVIEW DATE:  
ADDRESS: IDPH LICENSE NO:

---

HOMOGENEOUS AREA:

MATERIAL DESCRIPTION:

MATERIAL LOCATION:

MATERIAL QUANTITY:

MATERIAL UNITS:

DAMAGE QUANTITY:

DAMAGE UNITS:

---


In accordance with Sections 763.88 and 763.90 of the Asbestos Hazard Emergency Response Act (AHERA) the LEA must select a management planner to review the results of the inspection and assessment and recommend appropriate response actions. The original inspection of the above identified homogeneous area has been reviewed in accordance with Sections 763.88 and 763.90 with the following recommendations.

The RESPONSE ACTION recommendation is:

**Follow O&M Plan**

Comments:

Management Planner's Signature:



Date: **05/20/2025**

# Chicago Public Schools

Carnow, Conibear and Associates

**2025 AHERA REINSPECTION**

## Inspector Assessment Form (New Homogeneous Area)

LEA NAME: **Chicago Public Schools** UNIT NUMBER: BUIDLING ID:  
CITY/STATE: **Chicago, Illinois** AHERA INSPECTOR:  
SCHOOL NAME: INSPECTION DATE:  
ADDRESS: IDPH LICENSE NO:

---

## INFORMATION FROM CURRENT INSPECTION

HOMOGENEOUS AREA:

MATERIAL DESCRIPTION:

MATERIAL LOCATION:

MATERIAL QUANTITY:

MATERIAL UNITS:

MATERIAL CATEGORY:

FRIABLE:

ASBESTOS TYPE:

DISTURBANCE POTENTIAL:

CONDITION:

**No Damage**

AHERA DAMAGE CATEGORY:

**ACBM with the potential for damage**

ACCESSIBILITY:

**Not Reachable**

DAMAGE REASON:

DAMAGE REASON:

DAMAGE REASON:

DAMAGE QUANTITY:

DAMAGE UNITS:

COMMENTS:

Inspector's Signature:



Date:

**04/29/2025**

# Chicago Public Schools

Carnow, Conibear and Associates

**2025 AHERA REINSPECTION**

## Management Planner Review Form

LEA NAME: **Chicago Public Schools** UNIT NUMBER: BUILDING ID:

CITY/STATE: **Chicago, Illinois** MANAGEMENT PLANNER:

SCHOOL NAME: REVIEW DATE:

ADDRESS: IDPH LICENSE NO:

HOMOGENEOUS AREA:

MATERIAL DESCRIPTION:

MATERIAL LOCATION:

MATERIAL QUANTITY: MATERIAL UNITS:

DAMAGE QUANTITY: DAMAGE UNITS:

---


In accordance with Sections 763.88 and 763.90 of the Asbestos Hazard Emergency Response Act (AHERA) the LEA must select a management planner to review the results of the inspection and assessment and recommend appropriate response actions. The original inspection of the above identified homogeneous area has been reviewed in accordance with Sections 763.88 and 763.90 with the following recommendations.

The RESPONSE ACTION recommendation is:

**Follow O&M Plan**

COMMENTS:

Management Planner's Signature: \_\_\_\_\_



Date: **05/20/2025**



# APPENDIX B

## Inspector and Management Planner Licenses

---

















































































































































































































































































































































































































































































































































































# APPENDIX C

## Laboratory Accreditations

---

# APPENDIX D

## Laboratory Results

---

# APPENDIX E

## Chain of Custody Forms

---

## Three-Year Reinspection Key to Terms

	CODE	KEY
<b>MATERIAL</b>		
	ACBM	Asbestos Containing Building Materials
<b>MATERIAL CATEGORY</b>		
	MISC	Miscellaneous
	SURF	Surfacing
	TSI	Thermal System Insulation
<b>MATERIAL UNITS</b>		
	LF	Linear Feet
	SF	Square Feet
	CF	Cubic Feet
<b>DAMAGE TYPE</b>		
	Loc	Localized
	Dist	Distributed